

# LONESTAR

## EQUIPMENT SOLUTIONS



Southwire®



GREENLEE



Current Tools  
FOR THE PROFESSIONAL ELECTRICIAN



HoldRite™



Specified  
Technologies Inc.



SUMNER





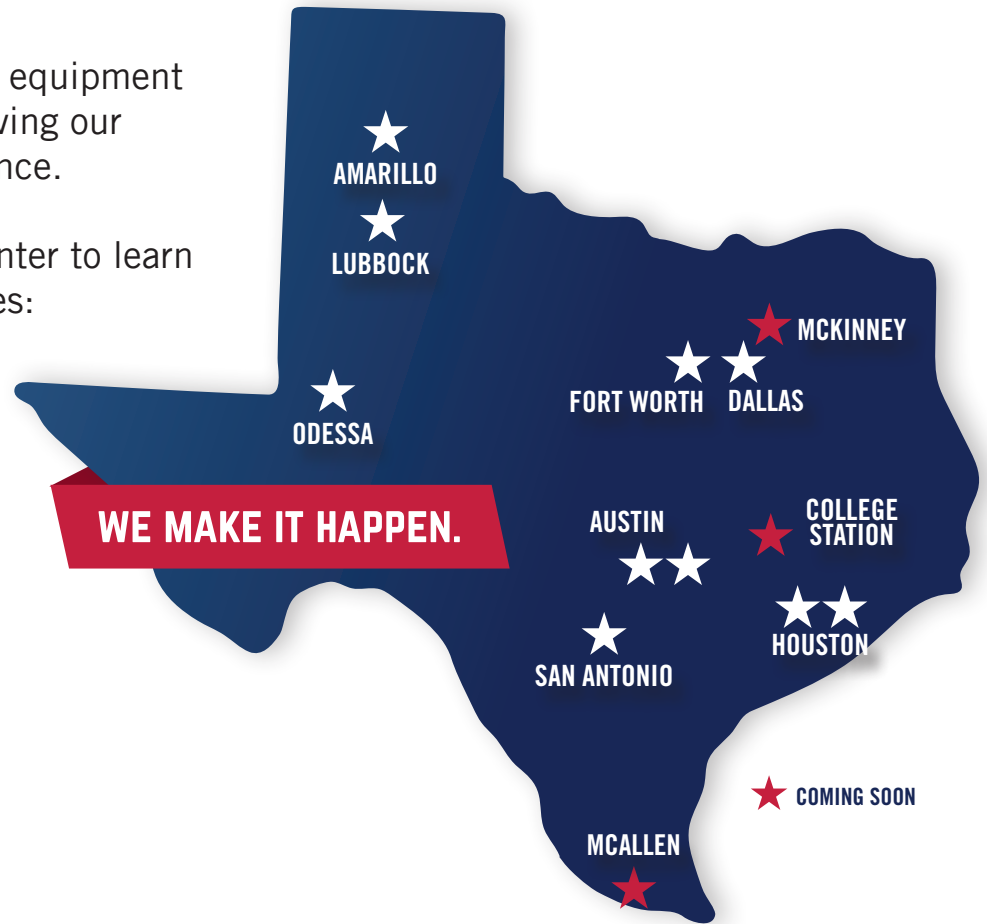
# TOOL & EQUIPMENT SOLUTIONS



Lonestar is proud to offer tool and equipment solutions throughout Texas, improving our product offering for your convenience.

Visit your local Lonestar sales counter to learn more about our brands and services:

- Electrical Equipment
- Power Distribution
- Handling & Storage
- Tools & Accessories
- Firestop & Safety
- Fleet Rentals



# TABLE OF CONTENTS

## MATERIAL HANDLING & STORAGE

KNAACK® . . . . . 4

SOUTHWIRE® . . . . . 4

SUMNER® . . . . . 4

MAGNUM™ . . . . . 5

## FIRESTOP

HOLDRITE® . . . . . 6

STI® . . . . . 7

## SAFETY

WERNER® . . . . . 8 - 9

RADIANS® . . . . . 10 - 11

LIFT. . . . . 12

OBERON. . . . . 12

NIAGRA® . . . . . 13

OVERTIME™ . . . . . 13

## TOOLS & ACCESSORIES

DEWALT® . . . . . 14 - 15

SOUTHWIRE®

Knockouts & Crimpers . . . . . 16

GREENLEE®

Knockouts & Crimpers . . . . . 16 - 17

Tools & Accessories . . . . . 18

KNIPEX® . . . . . 19

WIHA® . . . . . 20 - 21

## ELECTRICAL EQUIPMENT

### CURRENT TOOLS®

Cable Pulling & Conduit Bending . . . . . 22

Pull Rope & Cable Tray Accessories . . . . . 28

### SOUTHWIRE®

Cable Pulling & Conduit Bending . . . . . 22 - 23

Pull Rope & Cable Tray Accessories . . . . . 28

Temporary Power Distribution & Cords . . . . . 28

### GREENLEE®

Cable Pulling & Conduit Bending . . . . . 24 - 25

### SIMPSON®

Pressure Washers, Generators & Trash Pumps . . . . . 26

### RIGID®

Threader & Accessories . . . . . 27

## MISCELLANEOUS

### VETO PRO PAC®

Tool Bags . . . . . 29

### TRUPER®

Shovels . . . . . 29

### B.A.S.H.®

Hammers . . . . . 30

### DIABLO®

. . . . . 31

# MATERIAL HANDLING & STORAGE



## STORAGEMASTER® PIANO BOX, 47.8 CU FT

Part No. 89

- Pre-punched skids allow easy installation of casters (available as optional accessories)
- Heavy-duty recessed side handles allow for enhanced mobility of jobsite box and protection against damage during transport



## FIELD STATION, 120.7 CU FT

Part No. 119-02

- Job box has full, oversized gutter system with automotive grade weather stripping to keep contents dry
- Newly designed, spring-loaded solid lock rod mechanism for enhanced durability and easy access to upper compartment



## JOBMASTER™ CHEST, 25.25 CU FT

Part No. 4830

- Patented WATCHMAN® IV Lock System with 3-point latch and 7-gauge reinforced lock housing ensure optimal tool chest security



## SAFETY KAGE™ CABINET, 59.4 CU FT

Part No. 139-SK

- Provides safe, ventilated, and secure storage in the tool cabinet for all forms of fall protection equipment
- Patented WATCHMAN® IV Lock System with 3-point latch and recessed lock housing for best-in-class theft-prevention in this locking tool cabinet



## CASTERS

Part No.	Size
495	4" Caster Set w/Brakes (4 Set)
695	6" Caster Set w/Brakes (4 Set)
516	6" Poly Caster Set w/Brakes (4 Set)



## Southwire®

## MAC RACK II™

Part No. MR02  
Stock No. 783299

- 1,000 lbs. weight capacity
- Double wall square tubing
- Eight storage sections



## KNOCKDOWN STOR MAC

Part No. KDSM-60  
Stock No. 786920

- Quickly collapses and assembles in under five minutes
- Removable shelves for adjustable storage
- Reinforced Frame and Door



## SUMNER®

## ROUST-A-BOUT

Part No. R-250

- Lifts 1,500 pounds (680 kg)
- Moves vertically and horizontally



## CONTRACTOR MATERIALS LIFT

Part No. 2118

- 650 lb capacity (300 kg)
- Loading Bar - great for overhead cranes
- Reversible forks



## CONTRACTOR LIFT

Part No. 2124

- 650 lb capacity (300 kg)
- Moves vertically and horizontally
- 2 Winches: operate load and mast elevation separately



## CARRIAGE FORK EXTENSION KIT

Part No. CFEXTKIT

- With longer forks, the weight capacity decreases to 200 lb (90 kg) and is clearly shown on the forks when extended



## PRO JACK WITH VEE-HEAD

Part No. ST-881

- Formed steel legs
- Quick action lockwasher for fast height positioning
- CE rated



## 27" X 48" PALLET JACK

Part No. PJ27

- Welded all-steel frame and tough powder coat
- Three-function handle controls raising, lowering and neutral
- 6,600 lbs weight capacity





# MATERIAL HANDLING & STORAGE

## MAGNUM

### TRANSFORMER CART W/ 8" HEAVY DUTY POLYURETHANE CASTERS (DO-APP, 2 SWIVEL W/ LOCK, 2 SWIVEL W/ LOCK AND BRAKE)

Part No. DOA4X-PP

- Easily transforms this cart into a Dolly, Flat Cart, Drywall Cart & Stake Cart, without the use of tools.
- All handles store into frame to make transport and storage easy.
- High quality steel construction w/ durable powder coated finish
- Ability to connect two carts together end-to-end, or side-by-side.
- 8" Max-Performance Casters for a premium ride and excellent maneuverability, or
- 8" Max-Endurance Hard Polyurethane Caster to handle the heaviest of loads.



### 1/2 YARD DUMP CART (10" HEAVY DUTY WHEELS AND 4" HEAVY DUTY CASTERS)

Part No. DUC12T

### 1 CUBIC YARD COVERED CAPACITY DUMP CART (5" HEAVY DUTY WHEELS AND 12" HEAVY DUTY CASTER)

Part No. DUC100-12

- Premium injection molded tubs for added strength in corners
- Smooth surface is easy to clean and resists corrosion
- Fits through standard doorways and elevators
- Handling can be performed by a single user
- Construction grade wheels and casters



### MAGNUM PRO SERIES 55 GALLON PLASTIC TRASH CAN (GREY)

Part No. CMTC-C-55G

### 55 GALLON TRASH CAN LID (GREY)

Part No. CMTC-L-55G



### TRASH CAN DOLLY W/ HEAVY DUTY WHEELS FOR 20, 32, 44, 55 GALLON TRASH CANS

Part No. CATC-DG-HD



### 4426 PRO SERIES CART W/ 5" NON-MARKING CASTERS (2 SWIVEL, 2 FIXED) (500 LB CAPACITY)

Part No. CART4426-PRO-A5S

- Adaptable handle can be positioned flat or ergonomically to suit the user
- Two deep tray shelves to keep things in place
- Tough polypropylene structural foam construction for years of rugged dependability
- V-Cut securely holds material to assist with accurate measuring and cutting
- Mounting points for hooks, poles, tools and other handy accessories
- Easily attach Vault Security Paneling or Vault Tool Box for added safety and security



### VAULT SECURITY PANELING FOR 4426 PRO SERIES SERVICE CART

Part No. CART4426-VS

- Keep your assets secure
- Keep certain tools and supplies locked up safely
- Ensure that your tools are where you need them, when you need them
- Assembly required



## VAULT



HEAVY-DUTY  
16G STEEL WITH  
DURABLE POWDER  
COATED FINISH



KEEP YOUR TOOLS  
LOCKED-UP & STILL  
CHARGING WHEN  
NOT IN USE



### EMERGENCY FIRE EXTINGUISHER SAFETY STATION

Part No. SAFE-ST

- Holds up to 30 LB Extinguisher
- Lightweight, sturdy and durable polypropylene construction for years of reliable use
- Flat-pack design for cost-effective shipping/transport and easy assembly/disassembly and storage
- EZ-Grip hand holds on all sides allows for one person to carry two units



## HYDROFLAME™ PRO TELESCOPING ELECTRICAL FIRESTOP SLEEVE

Part No.	Description
HFP-G1	1/2"-1" Plastic or Metal 7-1/2" - 11-3/4" Tall
HFP-G2	1-1/4" - 2" Plastic or Metal 7-1/2" - 11-3/4" Tall
HFP-G3	2" - 3" Plastic or Metal 7-1/2" - 11-3/4" Tall
HFP-G4	3" - 4" Plastic or Metal 7-1/2" - 11-3/4" Tall
HFP-G5	4" - 5" Plastic or Metal 7-1/2" - 11-3/4" Tall
HFP-G6	5" - 6" Plastic or Metal 7-1/2" - 11-3/4" Tall

- Sleeves come with a green locator whisker to easily identify electrical penetrations above the slab after the concrete has been poured.
- For use in new commercial concrete floor construction (flat deck concrete, post tension concrete slabs, and concrete over metal decking).



## HYDROFLAME™ 100 WATER BASED FIRESTOP SEALANT

Part No.	Size	Color
HF100-10C	10.3 oz Cartridge	Red
HF100-20S	20.2 oz Sausage	Red
HF100-30C	30 oz Cartridge	Red
HF100-5B	5 gallon	Red

## HYDROFLAME™ 200 WATER BASED INTUMESCENT FIRESTOP SEALANT

Part No.	Size	Color
HF200-20S	20.2 oz. Sausage	Red

- Flexible (Elastomeric)
- Low VOC
- Paintable
- 3 year shelf life



## HYDROFLAME™ PRO FIRESTOP SLEEVE EXTENSION

Part No.	Description
HFPE1	#1 Metal or Plastic Pipe - #2 Hollow Sleeve
HFPE2	#2 Metal or Plastic Pipe - #3 Hollow Sleeve
HFPE3	#3 Metal or Plastic Pipe - #4 Hollow Sleeve
HFPE4	#4 Metal or Plastic Pipe - #5 Hollow Sleeve
HFPE5	#5 Metal or Plastic Pipe - #6 Hollow Sleeve
HFPE6	#6 Metal or Plastic Pipe - #7 Hollow Sleeve

- Connects to safety caps, water dams, water modules and underside of sleeves
- Ideal for use on concrete pours over 11-3/4"



## HYDROFLAME™ FIRESTOP PUTTY PAD

Part No.	Size
HF-PP-1	7 in. x 7 in. x 1/8 in.
HF-PP-2	9 in. x 9 in. x 1/8 in.

- Free of volatile solvents, particularly useful when installing in confined spaces or occupied areas
- Free of asbestos fillers
- Designed to adhere to all common building surfaces
- UL Listing CLIV Report certified



## HYDROFLAME™ 20 OZ. ECONOMY CAULK GUN

Part No. HF-CG-20SE


- Designed for standard viscosity materials
- Convenient rotating swivel barrel
- Durable sausage pistons prevent bag-wrap



## HYDROFLAME™ FOLLOW PLATE

Part No. HF-FP-5

- For 2-in. diameter barrel bulk gun
- 5-gallon diameter — 11.5 in. with 1 in. neoprene seal
- No threaded barrel docking (airtight o-ring)



## HYDROFLAME™ CAULK REPLACEMENT TIP

Part No. HF-CG-T20

- Easily reach for backup caulk gun tips in case you need a different size, can't find the original one or if a tip has been damaged on the job site.






# FIRESTOP



## EZ PATH® RETROFIT DEVICE

Part No.	Size
EZDR200	2" (2-3/16" or 2-3/8" O.D.) Sleeves, One Pair (2)
EZDR400	4" (4-1/2" O.D.) Sleeves, One Pair (2)

**EZPath®**  
Fire-Rated Pathway




- Easy to install
- No additional firestopping required
- Works with extended or flush sleeves

## SPECSEAL® EP POWERSHIELD™ ELECTRICAL BOX INSERTS

Part No.	Size
EP44	3-3/4" x 3-3/4" x 1/8"
EP45	4-1/2" x 4-1/2" x 1/8"



- Easy to install in the field or in the shop
- No mess, no residue, no clean-up required
- Rapid expansion - quickly seals off the passage of fire and smoke



## SPECSEAL® SSB FIRESTOP PILLOWS

Part No.	Size
SSB14	1" x 4" x 9"
SSB26	2" x 4" x 9"

- Intumescent - expands in all directions for a tough, tight seal
- Reinstallable for easy retrofitting of cables
- Lightweight for ease of installation



## SPECSEAL® READY® SLEEVE FIRESTOP SLEEVE

Part No.	Size
FS100	1" sleeve (Includes escutcheon plates, gaskets, putty)
FS200	2" sleeve (Includes escutcheon plates, gaskets, putty)
FS400	4" sleeve (Includes escutcheon plates, gaskets, putty)

- Economical - offers significant material and labor savings
- Ready to install - no cutting required, no waste
- Locks into place - no support struts and clamps required



## SPECSEAL® FP INTUMESCENT FIRESTOP PLUG

Part No.	Size
FP200	2" Firestop Plug
FP400	4" Firestop Plug

- Intumescent - expands in all directions
- Reinstallable - easy retrofitting of cables
- Easy to install - no special tools required

## SPECSEAL® LCI INTUMESCENT SEALANT 10.1 OZ TUBE - 18.2 CU IN (300 ML)

Part No. LCI300

- Economical: high performance without the high price
- Highly intumescent: expands up to 10 times
- Excellent smoke seal



## SPECSEAL® SSP PUTTY & PUTTY PADS

Part No.	Size
SSP100	36" 3 bar
SSP4S	7.25" x 7.25" x 3/16" pad
SSP9S	9.00" x 9.00" x 3/16" pad

- Non-hardening = easy retrofit
- Endothermic fillers absorb heat & release water
- Highly adhesive formula - stays put, allows movement



# SAFETY



**PROFORM<sup>SP</sup>**  
HARNESSES WITH SWITCHPOINT<sup>™</sup> TECHNOLOGY

**PROFORM<sup>™</sup> F3 CONSTRUCTION HARNESS, TONGUE BUCKLE LEGS**  
Part No. H032102



**18" CHAIN REBAR POSITIONING LANYARD**  
Part No. H063142

- Built-in SwitchPoint Technology is designed with post-fall safety and rescue in mind
- Lightweight, athletic design and materials deliver maximum comfort without compromising safety



**SWITCHPOINT<sup>™</sup> TECHNOLOGY**

**ARC FLASH HARNESS CONSTRUCTION**  
Part No. H934102

- Meets ASTM F887 Arc Flash Requirements
- Kevlar webbing and dielectric hardware design



**LITEFIT<sup>™</sup> PLUS CONSTRUCTION (BACK AND HIP D-RINGS) HARNESS, TONGUE BUCKLE LEGS**  
Part No. H332102XQP

- Built in Relief Handles provide immediate relief after a fall arrest allowing you to get into the Chair in the Air



**BLUE ARMOR RETRIEVAL (BACK AND SHOULDER D-RINGS) HARNESS**  
Part No. H143002

- Built in Relief Handles provide immediate relief after a fall arrest allowing you to reach a gravity override seated position



**BASEWEAR STANDARD (BACK D-RING) HARNESS, UNIVERSAL**  
Part No. H412002

- Sliding back D-ring for adjustability
- Slotted pass through buckles on chest fastens without twisting



**MAX PATROL SELF-RETRACTING LIFELINE, LEADING EDGE CAPABILITY**

Part No.	Description
R410020LE	20' Cable w/Snap Hook
R410030LE	30' Cable w/Snap Hook
R410050LE	50' Cable w/Snap Hook

- The SRL is tested and approved for use over steel beam, precast concrete, and b-deck



**6FT BANTAM TWINLEG WEB SELF-RETRACTING LIFELINE**  
Part No. R433006LE-SR

- Exclusive blend of Kevlar<sup>®</sup> and UHMWPE webbing
- The SRL is tested and approved for use over steel beam, precast concrete, and b-deck
- Steel Form Hook with 2-3/4" gate opening



**AUTOCOIL 2 6FT ARC FLASH SELF-RETRACTING LIFELINE**  
Part No. R290006

- Meets ASTM F887 Arc Flash Requirements
- Minimizes fall arrest distance to less than 24" when used overhead
- Aramid webbing design



**6FT CROSS ARM STRAP (WEB, O-RING, D-RING)**  
Part No. A111006

- Made with durable polyester webbing
- Features large O-ring and standard D-ring for pass through



**6FT CABLE CHOKER (5/16IN VINYL COATED CABLE, O-RINGS)**  
Part No. A112006

- Made with durable and lightweight vinyl coated galvanized cable
- Features two O-rings for pass through to create anchor point



**6FT DECOIL LANYARD**  
Part No. C311100



- Werner DCELL Shock Pack is a deceleration device designed for controlled tearing action to reduce fall arrest forces on the user

**RETRIEVAL YOKE LANYARD**  
Part No. T410000



- Integral spreader bar
- Polyester webbing
- Steel snap hooks with 3,600 lb gate rating

**ARC FLASH SINGLE LEG LANYARD**  
Part No. C811100



- Meets ASTM F887 Arc Flash Requirements
- Kevlar webbing design
- Double Locking snap hooks with 3600lb gate strength

**A510000 3/4IN REUSABLE CONCRETE ANCHOR, BLUE**  
Part No. A510000

- Lightweight design is easy to insert and remove
- Drill hole of 3/4" with 3-1/2" minimum depth
- Multi-directional use



**18IN CHAIN REBAR POSITIONING LANYARD**  
Part No. C191203

- Recommended for work positioning and restraint applications only
- Grade 80 twist links provide superior strength and durability



**I-BEAM SLIDING ANCHOR**  
Part No. A550000



- Lightweight aluminum design moves smoothly across beam
- Fits beam flanges from 3-1/2" to 14"
- Fits beams up to 1-1/4" thick

**R3 REUSABLE 5K CONCRETE ANCHOR**  
Part No. A510300



- Rapid. Rigid. Reusable.
- Secure one-hand operation with push-to-stop installation
- Quick-release button for removability

**CONFINED SPACE KIT W/TRIPOD, 60FT 3-WAY SRL-R, PULLEY, CARABINER**  
Part No. T70000XRW







## FIBERGLASS STEP LADDERS - TYPE IA

Part No.	Size
6206	6 FT
6208	8 FT
6210	10 FT
6212	12 FT



- HolsterTop® with Lock-In System secures tools to increase productivity
- Double riveted slip-resistant Traction-Tred® steps
- Slip-resistant foot pads attached to the EDGE® structure
- Every rivet backed up by metal, metal plates or washers to protect rails

## FIBERGLASS STEP LADDERS - TYPE IAA

Part No.	Size
6306	6 FT
6308	8 FT
6310	10 FT
6312	12 FT



- HolsterTop® with Lock-In System secures tools to increase productivity
- Double riveted slip-resistant Traction-Tred® steps
- Slip-resistant foot pads attached to the EDGE® structure
- Every rivet backed up by metal, metal plates or washers to protect rails

## FIBERGLASS PODIUM LADDERS - TYPE IAA

Part No.	Size
PD7303	3 FT
PD7304	4 FT
PD7306	6 FT
PD7308	8 FT



- LOCKTOP™ extended guardrail securely wraps around work zone and holds an arsenal of tools
- EDGE360® includes an integrated rail shield, EDGE bracing and oversized foot pads
- Extra-large platform for long standing comfort
- 375 lb (IAA)

## FIBERGLASS PODIUM LADDERS - TYPE IA

Part No.	Size
PD6203	3 FT
PD6204	4 FT
PD6206	6 FT
PD6208	8 FT



- Extra-large platform for long standing comfort
- LOCKTOP™ extended guardrail securely wraps around work zone and holds an arsenal of tools
- EDGE360® includes an integrated rail shield, EDGE bracing and oversized foot pads
- 300 lb (IAA)

## 3N1 MULTI-PURPOSE LADDER - TYPE IAA

Part No.	Size
LDP7306	6 FT



- One hand lock adjustment
- Non-marring rubber top protects work surfaces
- Slip-resistant Traction-Tred® steps
- EDGE360® bracing
- 375 lb (IAA)

## FIBERGLASS D-RUNG EXTENSION LADDERS - TYPE IA

Part No.	Size
D6224-2	24 FT
D6228-2	28 FT



- Exclusive Alflo® rung joint means Twist-Proof® performance
- 1.63in slip-resistant Traction-Tred® D-rungs
- Smooth operating pulley with polypropylene rope
- Combination rail shield bracket and shoe with SHU-LOK® and slip-resistant pad



## FIBERGLASS LEANING LADDERS - TYPE IA

Part No.	Size
L6206	6 FT
L6208	8 FT
L6210	10 FT



- LEANSAFE® Ladder Top with non-marring rubber bumper securely leans against walls, poles, corners, and wall studs, and holds tools to increase productivity
- Dropped rear rail pivot point gets ladder closer to your work
- EDGE360® bracing protects the ladder feet from every angle



## FIBERGLASS LEANING LADDERS - TYPE IAA

Part No.	Size
L7306	6 FT
L7308	8 FT



- LEANSAFE® Ladder Top with non-marring rubber bumper securely leans against walls, poles, corners, and wall studs, and holds tools to increase productivity
- Color and branding differentiates LEANSAFE® from standard stepladders
- Double riveted slip-resistant Traction-Tred® steps



## ECONOMY TYPE R CLASS 2 MESH SAFETY VEST WITH ZIPPER - HI VIS

Part No.	Size
SV2ZGM-S	S
SV2ZGM-M	M
SV2ZGM-L	L
SV2ZGM-XL	XL
SV2ZGM-2X	2X



- Zipper Closure
- 2" silver tape reflective material, 1 horizontal stripe.
- Pockets: 1 upper left front, 1 lower right inside
- Materials: 100% polyester solid knit, 100% polyester mesh
- Meets ANSI/ISEA 107 Standards

## TWO TONE SURVEYOR TYPE R CLASS 2 MESH SAFETY VEST - HI VIS

Part No.	Size
SV6-2ZGM-M	M
SV6-2ZGM-L	L
SV6-2ZGM-XL	XL
SV6-2ZGM-2X	2X



- Zipper Closure
- 2" silver tape reflective material, 1 horizontal stripe.
- Pockets: 1 split pad/pencil, 1 radio with clear front for a badge, 2 each lower flap covered, 2 each deep inside pockets
- Materials: 100% polyester mesh

## LENS CLEANING TOWELETTES -100 COUNT

Part No. LCD100

- Disposable lens cleaning towelettes.
- Prevents fogging.
- Reduces static.
- Excellent for cleaning glass, plastic, and polycarbonate.




## RESISTOR® 32 FOAM EARPLUGS



Part No.	Description
FP70	Disposable Foam Uncorded Earplugs
FP71	Disposable Foam Corded Earplugs
FP70ABG50	Foam Earplugs 50 Pair Bag

- Comfortable, tapered shape
- Smooth shiny surface repels dirt
- Low pressure, self adjusting foam offers extended comfort and quick recovery time



## CLASS 2 HEAVY WOVEN COLOR BLOCKED TWO TONE ENGINEER VEST

Part No.	Size
SV55B-2ZGD-L	L
SV55B-2ZGD-XL	XL
SV55B-2ZGD-2X	2X

- Heavy Duty #5 Zipper Closure
- 3M® 8712 Silver 2" Glass Bead Reflective Tape
- 1" Contrasting Trim Detail
- Dual Mic Tabs on Shoulders



## TITANIUM NON-VENTED CLIMBING STYLE HELMET

Part No. THRXN-WHITE

- Meets ANSI Z89.1 Type I Class E & G standards
- Meets EN 12492 Clauses 4.2.1.2; 4.2.1.3; 4.2.1.4
- Low-Profile design with an impact-resistant ABS outer shell
- Ratchet suspension system
- Universal accessory slots
- Inner foam comfort liner
- Integrated detachable 3-point chinstrap
- Integrated accessory clips



## QUARTZ™ FULL BRIM HARD HAT

Part No. QHR4-white

- Full Brim
- 4 Point Pinlock Suspension
- Pillowed Brow Pad
- Nylon Crown Strap Suspensions







## NYLON SHELL FOAM NITRILE GRIPPER GLOVE

Part No.	Size
RWG13S	S
RWG13M	M
RWG13L	L
RWG13XL	XL
RWG132X	2X

- Blended nylon/spandex shell.
- Foam nitrile dipped palm.
- Water resistant palm coating.
- ANSI/ISEA 105 Abrasion Level 6.



## TEKTYE™ FDG™ TOUCHSCREEN A4 WORK GLOVE

Part No.	Size
RWG718M	M
RWG718L	L
RWG718XL	XL

- ANSI Cut Level A4
- Free of Fiberglass or Stainless Steel
- ANSI Abrasion Level 6
- TEKTYE™ 18-gauge blue shell with black FDG™ palm coating



## AXIS™ CUT PROTECTION LEVEL A4 PU COATED GLOVE

Part No.	Size
RWG560-L	L
RWG560-XL	XL

- 13 gauge HPPE gray outer shell with fiberglass.
- Black polyurethane coated palm.
- Seamless cuff design.
- ANSI Cut Level A4



## RAD-SEQUEL™ SAFETY EYEWEAR

Part No.	Description
RS1-10	Clear Frame / Clear Lens
RS1-20	Smoke Frame / Smoke Lens
RS1-90	Indoor-Outdoor Frame / Indoor-Outdoor Lens

- Rubber tipped temples provide a secure fit.
- Soft, rubber nose piece provides all day comfort.
- Polycarbonate lens provides impact resistance.



## THRAXUS™ SAFETY EYEWEAR

Part No.	Description
TXC1-10ID	Black Frame / Clear Lens
TXC1-20ID	Black Frame / Smoke Lens
TXM4-11ID	Black Frame / Clear AF Lens

- Patented powerful edge design
- Patented cyclonic venting
- Comfort fit floating nose loop
- Patented self-adjusting nose pads



## RAD-APOCALYPSE™ SAFETY EYEWEAR

Part No.	Description
AP1-10	Clear Lens
AP1-20	Smoke Lens
AP1-90	Indoor - Outdoor Lens


- New, improved soft rubber temples with flared ends
- Neck cord included
- Coated protective lens



## THRAXUS™ IQ SAFETY EYEWEAR

Part No.	Description
TXC1-13ID	Black Frame / Clear IQ Lens
TXC1-23ID	Black Frame / Smoke IQ Lens
TXM6-23ID	Gun Metal Frame / Smoke IQ Lens

- IQuity™ Intelligent semi-permanent anti-fog and anti-scratch hydrophilic coating that lasts longer than hydrophobic coatings
- Environmentally friendly, non-toxic and non-flammable unlike highly toxic solvent-based coatings
- Water washable up to 20 times more than hydrophobic anti-fog glasses
- Patented cyclonic venting
- Patented self-adjusting nose pads



## MIRAGE™ SAFETY EYEWEAR

Part No.	Description
MR0110ID	Clear Lens
MR0120ID	Black Frame / Smoke Lens

- Sleek, lightweight design offers a comfortable fit.
- Optically correct and distortion free lenses.
- Protective polycarbonate lens provides impact resistance.





## DAX FULL BRIM FRP

Part No.	COLOR
HDF-15NG	NATURAL
HDF-15WG	WHITE
HDF50-20RD	50/50 RED

- Shell – Made from fiber reinforced resin to withstand impacts.
- Internal Liner – Using a six-point suspension system to provide superior impact absorption.
- Padding – Perforated Clarino® synthetic leather comfort dome with molded EVA foam insert for additional shock absorbing protection to the top of head.



## DAX FULL BRIM CARBON

Part No.	COLOR
HDFM-17KG	MATTE

- Shell – Lightweight carbon fiber construction with superior impact resistance
- Internal Liner – Using a six-point suspension system to provide superior impact absorption
- Padding – Perforated Clarino® synthetic leather comfort dome with molded EVA foam insert for additional shock absorbing protection to the top of head
- Retention System – Using our uniquely designed LUX Suspension System to provide better retention.



## DAX FULL BRIM CARBON CAMO

Part No.	COLOR
HDF50C-20CK	50/50 WHITE/BLACK CAMO
HDC-20CK	BLACK CAMO

- Shell – Lightweight carbon fiber construction with superior impact resistance
- Internal Liner – Using a six-point suspension system to provide superior impact absorption
- Padding – Perforated Clarino® synthetic leather comfort dome with molded EVA foam insert for additional shock absorbing protection to the top of head



## RADIX TYPE 2

Part No.	COLOR
HRX-22WC2	WHITE (Vented)
HRX-22WE2	WHITE (Non-Vented)

- 12 Ventilation Channels - Provide enhanced air flow for comfort and breathability. (HRX-22WC2 Only)
- Integrated Accessory Clips - Six external built-in attachment points allow compatibility with a wide range of LIFT Safety accessories.
- Microfiber Antimicrobial Internal Liner - All day comfort liner designed to be moisture wicking and easily washable and replaceable.
- Secure Four-Point Connection - With easy release magnetic lock.



2 PPE CATEGORY

### 12 CAL TCG2P™ ARC FLASH BUCKET KIT

Part No.	COLOR	SIZE
TCG2P-BKT-NB-S	Navy	S
TCG2P-BKT-NB-M	Navy	M
TCG2P-BKT-NB-L	Navy	L
TCG2P-BKT-NB-XL	Navy	XL
TCG2P-BKT-NB-2X	Navy	2X

- Meets ANSI / ISEA 125 Level 2 Conformity and Arc Flash PPE Category 2 Standards with an arc rating of 12 cal/cm2. Please refer to NFPA 70E or CSA Z462 Standards for specific selection requirements.
- Arc flash suit kit comes equipped with an Oberon hard cap and face shield, balaclava, coveralls, and storage bucket.
- The balaclava and coveralls are made from a flame resistant treated cotton.
- Waterproof bucket comes equipped with a locking top to keep your arc flash kit dry and protected from the harshest of elements.
- Made in the USA



4 PPE CATEGORY

### 40 CAL LAN™ ARC FLASH BIB SUIT SET

Part No.	COLOR	SIZE
LNS4B-S+HVSL	Navy	S
LNS4B-M+HVSL	Navy	M
LNS4B-L+HVSL	Navy	L
LNS4B-XL+HVSL	Navy	XL
LNS4B-2XL+HVSL	Navy	2X

- Meets ANSI / ISEA 125 Level 2 Conformity and Arc Flash PPE Category 4 standards with an arc rating of 42 cal/cm2. Please refer to NFPA 70E or CSA Z462 Standards for specific selection requirements.
- Nearly clear TCG Series hood window provides 100% true color acuity and includes anti-fog and anti-scratch resistant coatings. Hood comes equipped with an optional ventilation system and/or LED light for maximum comfort and vision while working.
- Lightweight suit is made from a blend of arc rated, inherently flame resistant fibers.
- Hood, coat, and bib design utilizes no hook and loop closures making it the perfect solution when frequent laundering is needed.
- Made in the USA





# SAFETY

## PRODUCTS FOR HEAT STRESS MANAGEMENT

Part #: PRLNIA05L24



24 bottles per case ▲



84 cases per pallet ▲

16.9 fl oz per bottle



- ✓ 100% Recyclable
- ✓ Sourced from protected wells or municipal water supplies
- ✓ Filtered through microfiltration, reverse osmosis, and charcoal filtration



OVERTIME™ is a sugar-free electrolyte replacement beverage, precisely formulated for the industrial and construction worker. Overtime provides a healthier re-hydration solution that is low in sodium and high in potassium. Designed to protect the wellness and safety of the workforce without restrictions.



**COUNTER TOP DISPLAY**  
#OT-10VAR24CT



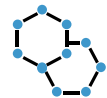
**SINGLE SERVE SHOTZ**  
#55-SINGLESERVE



**3.0oz FREEZER POPS**  
#50-FREEZERPOPS



**2.5Gal POWDER POUCH**  
#60-POUCH



### BETTER SCIENCE

Diabetic friendly, sugar free and low sodium formula for workers with high blood pressure/ hypertension



### BETTER PERFORMANCE

Formulated with boosted levels of potassium to prevent and treat muscle cramping on the job



### BETTER RECOVERY

Accelerated hydration and improved recovery

**FULL OF  
TASTE  
NOT OF  
SUGAR**

CASE SPECS				
Cases of 400 (80 of each flavor)				
144 cases per pallet				
QTY	WEIGHT	CUBE (FT)	DIM.	
400	4 lbs	0.37	10"x8"x8"	

**SINGLE SERVE SHOTZ**  
per 2.3g shot in a bottle of water

SUGARS	<b>ZERO</b>
SODIUM	100mg
POTASSIUM	340mg
CARBS	1g
CALORIES	0

CASE SPECS				
Cases of 150 (30 of each flavor)				
48 cases per pallet				
QTY	WEIGHT	CUBE (FT)	DIM.	
150	30 lbs	2.36	20"x12"x7"	

**3.0oz FREEZER POPS**  
per 3 fl oz pop

SUGARS	<b>ZERO</b>
SODIUM	15mg
POTASSIUM	65mg
CARBS	2g
CALORIES	10

CASE SPECS				
Cases of 35 (7 of each flavor)				
48 cases per pallet				
QTY	WEIGHT	CUBE (FT)	DIM.	
35	16.5 lbs	2.36	20"x12"x7"	

**2.5Gal POWDER POUCH**  
per serving in 12 fl oz

SUGARS	<b>ZERO</b>
SODIUM	80mg
POTASSIUM	250mg
CARBS	7g
CALORIES	25



# DEWALT®

**GUARANTEED TOUGH.®**

20V MAX

20V MAX  
BRUSHLESS

ATOMIC  
COMPACT SERIES

60V MAX  
BRUSHLESS  
POWERED BY  
FLEXVOLT



**WE CARRY DEWALT® PRODUCTS.  
ASK FOR AVAILABILITY.**

# DEWALT®

**ANCHORS & FASTENERS**





# ANCHOR SELECTION GUIDE

SCAN HERE  
TO WATCH THE  
INSTALLATION GUIDES



			Concrete	Lightweight Concrete	Hollow Core Pre-Cast	Grout-filled Concrete Masonry	Hollow Masonry	Solid Brick	Hollow Brick	Unreinforced Masonry	Drywall	Plywood	Wood (Lumber)	Anchor Diameter	Threaded Rod and Hex Nut	Round / Acorn Nut Head	Hex Head	Flat Head	Under 500 lbs.	Over 500 lbs.	Zinc Plated Carbon Steel	Galvanized Steel	Stainless Steel	Approvals/ Listings 1. ICC-ES 2. FM 3. UL 4. COLA 5. Miami-Dade 6. NSF 7. LEED 8. Cored Holes	Similar Anchoring Products
<b>Pure110+®</b> High Strength Epoxy Anchoring System														3/8" - 1-1/4" #3 - #11 Rebar										1, 4, 6, 7, 8	Hilti RE 500 V3 Simpson SET-XP Simpson SET 3G
<b>Pure50+™</b> Epoxy Anchoring System														3/8" - 1-1/4" #3 - #10 Rebar										1, 4, 6, 7	Hilti RE 500 SD Hilti RE 100 Simpson SET
<b>AC200+™</b> High Strength Acrylic Anchoring System														3/8" - 1-1/4" #3 - #10 Rebar										1, 4, 6, 7	Hilti HY 200
<b>AC100+ Gold®</b> Vinylester Adhesive Anchoring System														3/8" - 1-1/4" #3 - #10 Rebar										1, 4, 6, 7	Hilti HY 100 Hilti HY 270 Simpson AT-XP

### EXPANSION ANCHORS

<b>Power-Stud®+ SD1</b> Carbon Steel Wedge-Anchor														1/4" - 1-1/4"										1, 2, 3, 4	Hilti Kwik Bolt 3 (KB3) Hilti KBV-TZ Simpson Strong Bolt 2
<b>Power-Stud®+ SD2</b> High Performance Carbon Steel Wedge-Anchor														3/8" - 3/4"										1, 2, 3, 4	Hilti Kwik Bolt TZ Simpson Strong Bolt 2
<b>Power-Stud®+ SD4</b> 304 Stainless Steel Wedge-Anchor														1/4" - 3/4"										1, 4	Hilti Kwik Bolt 3 (KB3) / KB TZ SS Simpson Strong Bolt 2
<b>Power-Stud®+ SD6</b> 316 Stainless Steel Wedge-Anchor														1/4" - 3/4"										1, 4	Hilti Kwik Bolt 3 (KB3) / KB TZ SS Simpson Strong Bolt 2
<b>Power-Stud® HD5</b> Hot-Dip Galvanized Wedge Expansion Anchor														3/8" - 3/4"											

### SCREW ANCHORS

<b>Screw-Bolt+™</b> High Performance Screw Anchor														1/4" - 3/4" (Zinc Plated & Mech Galv)										1, 4	Hilti KH-EZ / KWIK Simpson Titen HD
<b>Screw-Bolt+™ Flat Head</b> High Performance Screw Anchor														1/4" - 3/4" (Zinc Plated & Mech Galv)										1, 4	Hilti KH-EZ / KWIK Simpson Titen HD
<b>316 Stainless Steel Wedge-Bolt™</b> Screw Anchor														1/4" - 1/2"											Simpson Titen HD
<b>UltraCon®+</b> Concrete Screw Anchor														3/16" - 1/4"										1, 4, 5	Simpson Titen Turbo ITW Tapcon

### SPECIALTY ANCHORS

<b>CCU+™</b> Heavy Duty Undercut Anchor														3/8" - 3/4" anchor rod Carbon Steel & Stainless Steel										1, 4	Hilti HDA Undercut Simpson Torq-Cut
<b>Power-Bolt®+</b> Heavy Duty Sleeve Anchor														1/4" - 3/4" Carbon Steel										1, 4	Hilti HSL-3

### MEP THREADED ROD HANGING ANCHORS

<b>Snake+®</b> Rod Hanger / Screw Anchor														1/4" - 1/2"										1, 2, 4	No Similar Product
<b>Smart DI™</b> Internally Threaded Expansion Anchor														1/4" - 1/2"										2, 3	Hilti HDI
<b>Hangermate®+ (Concrete)</b> Rod Hanging Anchor														1/4" - 1/2"										1, 2, 4	ITW Sammys Hilti KH-EZ Simpson Titen Rod Hanger
<b>Hangermate® (Steel, Wood)</b> Rod Hanging Anchor														1/4" - 3/8"										2, 3	ITW Sammys
<b>Mini-Undercut+™</b> Rod Hanger for PT Slabs and Hollow Core Plank														3/8"										1, 4	Hilti HDI-TZ
<b>Bang-It®+</b> Metal Deck cast in place anchor														1/4" - 3/4"										1, 2, 3, 4	Hilti HCI-MD KCS-MD
<b>Wood-Knocker® II+</b> Cast-in-Place Anchor for Forms														1/4" - 3/4"										1, 2, 3, 4	Hilti HCI-WF Hilti KCS-WF
<b>DDI+™ (Deck Insert)</b> Metal Deck Cast In Place Anchor														3/8" - 7/8"										1, 2, 3, 4	No Similar Product

### MEDIUM / LIGHT DUTY ANCHORS

<b>Polly™</b> Hollow Wall Anchor														Wall Thickness 1/8" - 1-1/8"											ITW Red Head Poly-Set® Anchor
<b>Toggle Bolt</b> Hollow Wall Anchor														1/8" x 2" - 1/2" x 4"											
<b>Sharkie™</b> Wall Anchor														#4-#10, #6-#12, #8-#14 Screw											
<b>Strap-Toggle™</b> Hollow Wall Anchor														3/16"-1/2"											Hilti HTB Toggle Bolt
<b>Zip-Toggle®</b> Hollow Wall Anchor														#6 x 2											
<b>Wall-Dog™</b> Universal Light Duty Anchor														1/4" Diameter with #8 Head											Simpson Sure Wall
<b>Bantam Plug</b> Plastic Wall Anchor														#6-8 x 3/4" - #14-16 x 1-1/2"											Hilti HUD-1 Wall Plug
<b>Zip-It®</b> Zinc or Nylon Wallboard Anchor														#6 to #8 Screws											ITW Red Head EZ
<b>Lok-Bolt AS®</b> Sleeve Anchor														1/4" - 3/4"											Hilti HLC Sleeve
<b>Hollow-Set Dropin™</b> Internally Threaded Expansion Anchor														1/4" - 5/8"										3	Simpson HDIA
<b>Zamac Hammer-Screw®</b> Nail Anchor														1/4" x 3/4" - 1/4" x 3"											Hilti HPS-1
<b>Zamac Nailin®</b> Nail Anchor														3/16" x 7/8" - 1/4" x 3"											Hilti HMH Nail In
<b>Spike®</b> Pin Anchor														3/16" - 1/2"											Simpson Crimp Drive®
<b>Calk-In™</b> Mechanical Bolt Anchor														#8 Screw to 1/2"											
<b>Double™</b> Shield Expansion Anchor														1/4" - 3/4"											
<b>Single™</b> Shield Expansion Anchor														1/4" - 5/8"											

\*Simpson is registered trademark of Simpson Strong-Tie Company, Inc. \*Hilti is registered trademark of Hilti Corporation \*ITW Red Head is registered trademark of Illinois Tool Works, Inc.

# TOOLS & ACCESSORIES | Knockouts & Crimpers



**Southwire®**

## MAX PUNCH® XD KNOCKOUT W/ STAINLESS STEEL RATED DIES - 1/2" - 2" SET

Part No. MPXD-SD

- Advanced knockout tool used with a cordless drill to draw punch dies together for fast accurate knockouts
- Quick, accurate knockouts. No hydraulics, no ratcheting, no mess
- Virtually universal. Thread-in/thread-out removable drawstuds (universal to fit most common KO dies)



## LARGE DIE SET FOR STAINLESS STEEL (2 1/2" - 4") - IN 1 CASE (DRIVE UNIT NOT INCLUDED)

Part No. MP-03PRO

- Unique 3 point cutting surface provides a cleaner, quicker and easier cut for 1" thru 4" dies
- Rated for 10 gauge stainless steel (3.5mm) as well as mild steel, aluminum, fiberglass and plastic
- Works with MaxPunch® Punches, Max Punch 360 and other popular knockout tools
- Cup creates crimping effect on slug for easy removal
- Will not bow panel or leave jagged edges



**GREENLEE®**

## 12 TON CRIMPER, LI-ION, STANDARD, 120V

Part No. EK1240LX11

- Equipped with Bluetooth™ Communication enabled via the Greenlee Gator Eye app
- Uses Greenlee KC12, KA12 & KD12 crimping dies plus all industry U style crimping dies



## 12 TON CRIMPER INDENT, LI-ION, STANDARD, 120V AC

Part No. EK12IDLX120

- Equipped with Bluetooth™ Communication enabled via the Greenlee Gator Eye app
- Crimping head rotates 350°
- Flip open crimping head will allow crimping of 4 AWG-1000 kcmil copper or 6 AWG-1000 kcmil aluminum with no dies to change



## WIRE CUTTER 55MM, LI-ION, STANDARD, 120V

Part No. ESG55LX11

- Equipped with Bluetooth™ Communication enabled via the Greenlee Gator Eye app
- Designed specifically to cut ACSR, guy strand and ground rods



## DRAW STUDS

Part No.	Description
DSH-7/16	7/16" Hydraulic Draw Stud
DSH-S3/4	3/4" Short Hydraulic Draw Stud
DSH-1-1/8	1-1/8" Hydraulic Draw Stud


- Easy threading - "dog point" tip helps eliminate cross-threading
- Hex key access for easy removal from tool
- Laser markings for quick part identification



## DIE KITS

Part No.	Description
KD12AL	For 6 AWG to 750 kcmil Aluminum Connectors
KD12CU	For 6 AWG to 750 kcmil Copper Connectors

- Aluminum
- U Style



## PUSH BUTTON KNOCKOUT SETS

Part No.	Description
KS-PB22	Pushbutton (Oiltight) Knockout Set - 22.5mm
KS-PB30	Pushbutton (Oiltight) Knockout Set - 30.5mm

- Punch and notch in one easy operation for fast pushbutton (oiltight) installation
- New die design with optimized depth for widest range of materials and drivers
- Knockout is designed for use with any Greenlee hydraulic driver - no adapters required



## KEYWAY PUNCH ASSEMBLY

Part No. KWSET

- Durable, high-grade tool steel provides maximum life and performance in stainless and mild steel
- Designed for use with any Greenlee hydraulic driver



## KEYWAY PUNCH KIT

Part No. KWP

## DEBURRING TOOL

Part No. 11170





# TOOLS & ACCESSORIES | Knockouts & Crimpers



## QUICK DRAW 90® 8-TON HYDRAULIC KNOCKOUT KIT WITH SLUGBUSTER® 1/2" TO 2"

Part No. 7906SB

- Compact design - for portability and fast, easy one-person operation
- Slug-Buster® punch profile splits slugs for easy slug removal
- Knurled edge on punches for better grip



## 11-TON HYDRAULIC KNOCKOUT KIT WITH HAND PUMP AND SLUG-BUSTER® 1/2" - 4"

Part No. 7310SB

- Compact, Lightweight Design - for portability and fast, easy one-person operation
- Knurled edge on punches for better grip
- Knockout set features new die design optimized for widest range of materials and drivers



## CABLE CUTTER 35MM, LI-ION, STANDARD, 120V

Part No. ESC35LX11

- Equipped with Bluetooth™ Communication enabled via the Greenlee Gator Eye app
- Designed specifically for cutting fine stranded copper cable
- Tool automatically retracts when the cutting cycle is complete
- Overmolded tacky grip areas make gripping the tool easier and more comfortable



## STUD PUNCHES & BUSHING

Part No.	Description
709	7/8" (22.2 mm) Diameter Stud Punch
710	1-11/32" (34.1 mm) Diameter Stud Punch
711C	100 Bushings for 7/8" Diameter Hole

- Knockout punches up through 20 gauge steel studs in one stroke
- Aluminum head provides strength with minimum weight



## K-SERIES MECHANICAL CRIMP TOOL 8 - 1/0 AWG

Part No. K05-SYNCRO

- SYNCRO die rotation for one-handed die change
- Laser-cut dies - More dimensionally accurate than stamped dies
- Patented gear - Minimizes potential for tooth breakage, improving tool durability



## MECHANICAL CRIMPER (1AWG-250)

Part No. K09-SYNCRO

- SYNCRO die rotation for one-handed die change
- Crimping tools feature color-coded, laser cut dies for easy die identification
- Life tested beyond 10,000 crimp cycles



## CRIMPING TOOL 8-1 AWG

Part No. K111

- Small size and light weight make this an ideal tool for crimping small lugs and splices
- Easily fits in tool pouches
- Full-cycle mechanism assures that crimps are complete




# TOOLS & ACCESSORIES



## POWER RETURN TAPE MEASURE, DOUBLE TANG/SIDED, 25 FT

Part No. 0155-25A

- Compact housing fits easily in the hand or pouch
- Easy to use Click Lock holds tape securely
- Tough ABS case with rubber over mold
- Rigid 1" wide nylon coated blade is double-sided



## 68-PIECE ELECTRICIAN'S DRILL/DRIVER KIT

Part No. DDKIT-1-68

- 1/4" Quick Change technology
- Professional grade driver bits
- Titanium Nitride coated self-centering high speed drill bits
- High quality shock-resistant case stays intact even after accidental drops
- Hammer drill rated carbide grade tips and hardened shank masonry drill bits
- Hardened forged magnetic nut drivers fit most TapCon fasteners



## 7-PIECE DRILL/TAP BIT KIT FOR STAINLESS STEEL (STANDARD)

Part No. DTAPSSKIT

- Split-point tip resists walking and penetrates material faster
- Power tool accessory made from strong, high-speed steel that provides superior resistance to heat and abrasion
- Titanium Nitride coating ensures that the bits run cooler, drill faster, and last longer
- Optimized core for significantly reduced torque on the user and extended tool life
- Designed to drill in up to 1/4" thick material
- Durable case and quick-change adapter included



## CONDUIT PISTONS

Part No.	Size
613	2" Conduit Piston
614	2-1/2" Conduit Piston
615	3" Conduit Piston
616	3-1/2" Conduit Piston
617	4" Conduit Piston
618	5" Conduit Piston
619	6" Conduit Piston



- Use with blower or vacuum power fishing system to pioneer the line through the conduit run
- Flexible foam body for an air-tight seal
- Color-coded end disk with embossed size marking for fast easy selection
- Strong steel center rod with loops on both ends

## CABLE STRIPPING TOOL

Part No. 1903

- Cable strippers feature triple action stripping - rotary, linear and spiral
- Window stripping is accomplished by combining 2 rotary cuts with a spiral cut in between them
- Eliminates cable scoring
- Interchangeable cable guides for small and large cable diameters
- Linemen can easily adjust blade height to precisely match insulation thickness



## REPLACEMENT BLADES FOR CABLE STRIPPING TOOL 1903

Part No. 13544



## 6-32 TO 1/4-20 6-PIECE DRILL TAP SET

Part No. DTAPKIT

- Complete hole drilling, tapping and deburring/countersinking in one operation using power drill to save time and labor
- Back tapered beyond tap to prevent thread damage from over-drilling
- Power tool accessory made from hardened high-speed steel versus carbon-steel for longer life
- High quality hex shank to ensure strong connection to drill chuck
- Designed to tap up to 10 gauge metal
- Quick change adaptor included



## DRILL/TAP BITS

Part No.	Description
DTAP1/4-20	1/4-20NC
DTAP10-24	10-24NC
DTAP10-32	10-32NF
DTAP3/8-16	3/8-16NC
DTAP5/16-18	5/16-18NC
DTAP6-32	6-32NC
DTAP8-32	8-32NC



## SCREW ANCHOR EXPANDERS

Part No.	Size
870	3/8"-16 Screw Anchor Expander
4457AV	1/4"-20 Screw Anchor Expander



## POWER FISHING SYSTEM (690) (15' HOSE)

Part No. 690-15

- Rugged self-contained power fishing tool unit includes everything needed to blow or vacuum fish line, poly line or measuring tape
- Curable tank and accessory storage box are corrosion, chemical and impact-resistant polyethylene
- Large 11 gallon tank
- Designed for the job site with 10' hose, large heavy-duty wheels and removable accessory box





# TOOLS & ACCESSORIES



KNIPEX Quality – Made in Germany



**5 PC PLIERS/SCREWDRIVER  
TOOL SET, 1000V INSULATED**  
Part No. 9K 98 98 22 US

**6 PC SCREWDRIVER SET,  
1000V INSULATED**  
Part No. 9K 98 98 33 US



**DISMANTLING KNIFE-1000V  
INSULATED**  
Part No. 98 55 SB



**COBRA® WATER PUMP PLIERS**

Part No.	Size
87 01 180 SBA	7-1/4"
87 01 250 SBA	10"
87 01 300 SBA	12"



**1000V COBRA® WATER PUMP  
PLIERS 10"**  
Part No. 87 28 250 SBA



**ALLIGATOR® WATER PUMP  
PLIERS**

Part No.	Size
88 01 250 SBA	10"
88 01 300 SBA	12"



**PLIERS WRENCH, CHROME**

Part No.	Size
86 03 180 SBA	7-1/4"
86 03 250 SBA	10"



**3 PC UNIVERSAL PLIERS SET  
W/ COBRA® PLIERS**  
Part No. 00 20 08 US2



**HIGH LEVERAGE LINEMAN'S,  
NEW ENGLAND 9-1/2"**  
Part No. 09 01 240 SBA



**HIGH LEVERAGE LINEMAN'S  
PLIERS NEW ENGLAND HEAD  
9-1/2"**  
Part No. 09 02 240 SBA



**LINEMAN'S PLIERS, NEW ENG  
PULLER/CRIMPER**  
Part No. 09 11 240 SBA



**HIGH LEVERAGE LINEMAN'S  
PLIERS NEW ENGLAND  
WITH FISH TAPE PULLER &  
CRIMPER**  
Part No. 09 12 240 SBA



**HIGH LEVERAGE  
DIAGONAL CUTTERS**  
Part No. 74 01 200 SBA

**HIGH LEVERAGE DIAGONAL  
CUTTERS, 12°**  
Part No. 74 21 250 SBA

**HIGH LEVERAGE 12° ANGLED  
DIAGONAL CUTTERS**  
Part No. 74 22 200 SBA



**HIGH LEVERAGE DIAGONAL  
CUTTERS - 1000V  
INSULATED**  
Part No. 74 08 200 SBA



**LONG NOSE PLIERS WITH  
CUTTER 8"**  
Part No. 26 12 200 SBA



**TWINGRIP PLIERS 8"**  
Part No. 82 01 200 SBA



**FORGED WIRE STRIPPER  
10-20 AWG**  
Part No. 13 71 8 SBA



**FORGED WIRE STRIPPER  
10-20 AWG**  
Part No. 71 31 200 SBA

**FORGED WIRE STRIPPER  
10-20 AWG, MULTI GRIP**  
Part No. 13 72 8 SBA



**CABLE SHEARS-TWIN  
CUTTING EDGES**  
Part No. 95 11 200 SBA



**ELECTRONICS SUPER KNIPS**  
Part No. 78 61 125 SBA



**CUTIX UNIVERSAL SNAP KNIFE**  
Part No. 90 10 165 BKA



**ELECTRICIAN'S FOLDING KNIFE**  
Part No. 16 20 50 SB



**ELECTRICIANS' SHEARS**  
Part No. 95 05 155 SBA

# TOOLS & ACCESSORIES



Tools that work for you



## 7 PIECE INSULATED SOFTFINISH SCREWDRIVER SET

Part No. 32097

- Set Includes: Slotted 3.5, 5.5, 6.5mm, Phillips: #1, #2, Square: #1, #2
- Individually tested to 10,000 volts AC and rated to 1,000 volts AC for safety and peace of mind



## 8 PIECE INSULATED PICOFINISH PRECISION SCREWDRIVER SET

Part No. 32088

- Set Includes: Slotted 1.5, 2.0, 2.5, 3.0, 3.5 Phillips: #00, #0, #1
- Dual durometer construction for long-lasting durability



## 5 PIECE INSULATED T-HANDLE HEX SCREWDRIVER SET - METRIC

Part No. 33478

- Set Includes: 4.0, 5.0, 6.0, 8.0 10.0mm
- Individually tested to 10,000 volts AC and rated to 1,000 volts AC for safety and peace of mind



## 6 PIECE INSULATED T-HANDLE HEX SCREWDRIVER SET - INCH

Part No. 33490

- Set Includes: 5/32, 3/16, 7/32, 1/4, 5/16, 3/8"
- Individually tested to 10,000 volts AC and rated to 1,000 volts AC for safety and peace of mind



## 6 PIECE COLOR CODED MAGNETIC NUT SETTER SAE SET

Part No. 70486

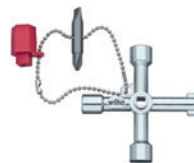
- Set Includes: 1/4, 5/16, 3/8, 7/16, 1/2, 9/16"
- High-visibility color coding for quick and easy size identification



## 40 PIECE TERMINATORBLUE IMPACT BIT SET

Part No. 70297

- Set Includes: Phillips #1, #2, #3x25mm, #1, #2, #3x50mm, #2x89mm | Square #1, #2, #3x25mm, #1, #2x50mm, #3x89mm | Torx T15, T20, T25, T30x25mm, T20, T25, T30, T40x50mm, T20, T25, T30x89mm | Nut Setter 5/16x76mm, Nut Setter 3/8x76mm | Bit Holder 1/4x60mm



## SWITCH CABINET KEY

Part No. 21103

- Set Includes: 5 switch keys and a bit
- For applications with all common switch cabinets and locking systems for gas, water and electricity supplies



## CLASSIC AUTO GRIP V-JAW TONGUE AND GROOVE PLIERS 10"

Part No. 32637

- Heavy Duty Steel Riveted Joints
- Automatic one-handed adjustment to work piece
- Classic style soft vinyl grips for comfort and leverage



## CLASSIC GRIP V-JAW TONGUE AND GROOVE PLIERS 10"

Part No. 32661

- 10 different opening sizes for optimal adjustments to objects being gripped
- Grips are oil and solvent resistant for long-lasting service life



## CLASSIC GRIP BICUT COMPOUND DIAGONAL CUTTERS 8"

Part No. 32636

- Double the power at the press of a button
- Wiha's patented DynamicJoint® requires 40% less cutting effort and provides longer tool life



## INSULATED INDUSTRIAL HIGH LEVERAGE DIAGONAL CUTTERS 8.0"

Part No. 32939

- Ergonomic cushion grip handles for comfort and control
- Dual durometer construction for long-lasting durability



## CLASSIC GRIP NE STYLE LINEMAN'S PLIERS WITH CRIMPERS 9.5"

Part No. 32624

- Wiha patented DynamicJoint for 40% stronger grip and easier cuts
- Induction hardened cutting edges and jaws for superior sharpness and longevity | Approximately 64HRC



## CLASSIC GRIP CABLE CUTTERS 7.9"

Part No. 32602

- Made from High Quality Forged CV Tool Steels
- Induction Hardened Cutting Edges
- Heavy Duty Steel Riveted Joints



## SOFTFINISH 11IN ONE MULTI-DRIVER

Part No. 77891

- Components Included: Nut Driver 1/4", 5/16", 3/8" | Phillips #1, #2 | Slotted 1/4", 3/16" | Square #1, #2 | Torx T20, T25 | SoftFinish® Cushion Grip Handle
- SoftFinish® cushion grip handle for comfort and control



## 9 PIECE MAGICRING BALL END LONG ARM HEX L-KEY SET - METRIC

Part No. 66990

- Includes: Standard Ball End 1.5, 2.0, 2.5mm and MagicRing® Ball End 3.0, 4.0, 5.0, 6.0, 8.0, 10.0mm
- 20% longer keys for hard to reach fasteners



## 13 PIECE MAGICRING BALL END HEX L-KEY SET - INCH

Part No. 66991

- Set includes: .050, 1/16, 5/64, 3/32, 7/64" Ball End and 1/8, 9/64, 5/32, 3/16, 7/32, 1/4, 5/16, 3/8"
- 20% longer keys for hard to reach fasteners



# TOOLS & ACCESSORIES



Tools that work for you



## SOFTFINISH CONDUIT REAMER AND 6INONE MULTI-DRIVER COMBO

Part No. 77892

- Set includes: Doubled-ended Phillips #1, #2, Slotted 3/16", 1/4", Nut Driver 1/4", 5/16" and Conduit Reamer
- Cushion grip handle for comfort and control



## 14INONE SOFTFINISH STUBBY MULTI-BIT DRIVER

Part No. 38090

- Set Includes: Phillips #0, #1, #2, #3, Square #0, #1, #2, #3, Slotted 3.0, 4.0, 4.5, 5.5, 6.0, 6.5mm
- SoftFinish cushion grip handle for comfort and control



## INSULATED INDUSTRIAL NE STYLE LINE-MAN'S PLIERS WITH CRIMPERS 9.5"

Part No. 32948

- Individually tested to 10,000 volts AC and rated to 1,000 volts AC for safety and peace of mind
- Wiha patented DynamicJoint for 40% stronger grip and easier cuts



## NON-CONTACT VOLTAGE TESTER CATEGORY IV 12-1000V AC WITH FLASH LIGHT

Part No. 25506

- LED In plastic tip illuminates red and emits audible warning for safe voltage detection
- Detects AC Voltages between 12 and 1000 volts with the precise proximity sensor



## 5 PIECE PICOFINISH SLOTTED AND PHILLIPS PRECISION SCREWDRIVER SET

Part No. 26195

- Set Includes: Slotted 1.5mm, 2.5mm, 3.5mm and Phillips #0, #1
- Cushion grip handle for comfort and control



## 2 PIECE INSULATED SOFTFINISH SCREWDRIVER SET

Part No. 32105

- Ergonomic cushion grip handle for comfort and control
- Dual durometer construction for long-lasting durability



## SOFTFINISH X HEAVY DUTY SLOTTED SCREWDRIVER 10.0MM X 175MM

Part No. 53006

- Ergonomic cushion grip handle for comfort and control
- Dual durometer construction for long-lasting durability



## CORDURA® MULTI-PURPOSE HEAVY-DUTY ZIPPER TOOL POUCH

Part No. 91473

- Constructed with heavy-duty Cordura fabric for long lasting durability
- Double reinforced bottom for abrasion resistance



## 7 PIECE TERMINATORBLUE IMPACT BIT SET - 2 INCH BITS

Part No. 70298

- Pocket-sized durable bit case for convenient portability
- Industrial-grade engineered polymer for durability
- Flip-top cover for easy bit access



## 16 PIECE INSULATED APPRENTICE ELECTRICIAN'S TOOL KIT

Part No. 32934

- Set Includes: Belt Pouch, Screwdrivers, Pliers, Cutters, Tape Measure, Claw Hammer, Level, and Measuring Tape
- Tools conveniently packaged inside a Cordura Electricians Belt Pouch



## 32 PIECE GOBOX TERMINATORBLUE MINI RATCHET AND IMPACT BIT SET

Part No. 76889

- Set Includes: Phillips #1, #2, #3, Square #1, #2, #3, Torx T10, T15, T20, T25, T27, T30, T40, Hex Metric 3.0, 4.0, 5.0, 6.0mm, Hex Inch 1/8, 9/64, 5/32, 3/16, 7/32, 1/4", Pozidriv #1, #2, #3, Mini Ratchet 1/4-inch hex to 1/4-inch square adapter, and 1/4-Inch-Drive Locking Magnetic Bit Holder



## 80 PIECE MASTER ELECTRICIAN'S INSULATED TOOLS SET IN ROLLING HARD CASE

Part No. 32800

- Insulated 80 Piece Tool set with Screwdrivers, Nut Drivers, Pliers, Cutters, Adjustable Wrench, Wire Strippers, Knife for wire stripping, Folding Ruler, Voltage Detector, T-Handles, and Sockets in 22" L x 13 3/4" W x 9" H Rolling Tool Case



## INSULATED INDUSTRIAL LONG NOSE PLIERS W/ CUTTERS 8"

Part No. 32923

- Individually tested to 10,000 volts AC and rated to 1,000 volts AC for safety and peace of mind
- Induction hardened cutting edges and jaws for superior sharpness and longevity | Approximately 64HRC



## CLASSIC GRIP LONG NOSE PLIERS 8"

Part No. 32621

- Wiha patented DynamicJoint for 40% stronger grip and easier cuts
- Grips are oil and solvent resistant for long-lasting service life



## SLIMLINE INSULATED 6INONE MULTI-DRIVER - SLOTTED, PHILLIPS, SQUARE

Part No. 28394

- Set Includes: Slotted 3.0, 4.0mm, Phillips #1, #2, and Square #1, #2 SlimLine Blades
- Individually tested to 10,000 volts AC and rated to 1,000 volts AC for safety and peace of mind



## 7 PIECE INSULATED SOFTFINISH SCREWDRIVER SET

Part No. 38050

- Set Includes: Slotted 4.5, 5.5, 6.0mm, Phillips #0, #1, #2, #3, Square #1, #2, #3, Pozidriv #1, #2, #3
- Individually tested to 10,000 volts AC and rated to 1,000 volts AC for safety and peace of mind

# ELECTRICAL EQUIPMENT | Cable Pulling & Conduit Bending



## 77SR RIGID ELECTRIC BENDER\*

Part No. 77SR

- Rugged and dependable electrical system
- Easy to maintain and service
- Removable handle to allow for dogleg bends
- Two year warranty
- No PC boards
- Simple, reliable electrical components
- All major electrical components are interchangeable with Model #747 Omni™ Bender
- Flat free wheels



## 700SP SINGLE SHOE GROUP ACCESSORIES

Part No. 700SP

- Bend 1/2" to 2" PVC coated Rigid on one shoe and roller support
- No shoe and roller support changes necessary
- Will fit Greenlee's® 555™ Classic Bender



## 700SI SINGLE SHOE GROUP ACCESSORIES

Part No. 700SI

- Bend 1/2" to 2" IMC on one shoe and roller support
- No shoe and roller support changes necessary
- Will fit Greenlee's® 555™ Classic Bender



## 700SE SINGLE SHOE GROUP ACCESSORIES

Part No. 700SE

- Bend 1/2" to 2" EMT on one shoe and roller support
- No shoe and roller support changes necessary
- Will fit Greenlee's® 555™ Classic Bender



## BENDMAX™ POWER BENDER

Part No. PB2000

- Bends in both the vertical and horizontal planes
- Easily adjustable to ergonomic working height
- Programmable spring back
- 2 degree leveling adjustment
- 3/4"-2" EMT, IMC, and rigid conduit bender
- Industrial grade DC drive, and electrical components
- Push cart mounted platform
- Includes free standing conduit roller support
- Total lock casters



## 1/2" TO 4" PVC BENDER

Part No. PVCB-04

- Durable Black Powder Coating for Increased Corrosion Resistance
- Solid 6" Wheels for Easy Maneuverability
- Chrome Plated Reflectors for Maximum Reflectivity of Infrared Energy for a Faster Bend



## 1/2" TO 6" MOTORIZED BENDER

Part No. PVCB-06M

- Durable Black Powder Coating for Increased Corrosion Resistance
- Solid 6" Wheels for Easy Maneuverability
- Chrome Plated Reflectors for Maximum Reflectivity of Infrared Energy for a Faster Bend



## PRO-JAX™ AXLE 10,000 LBS. CAPACITY 72 IN.

Part No. PJA-01

- Can lift up to a 10,000 lb. reel
- One person can easily transport through most jobsite environments
- Easy adjustment for uneven surfaces on jobsite



# ELECTRICAL EQUIPMENT | Cable Pulling & Conduit Bending



**Southwire®**

## MAXIS® XD10 EXTREME DUTY CABLE PULLER

Part No. XD10

- Mid-Frame extended and retracted positions: easily moves through 90 degree bends.
- High capacity: powerful gear box designed to operate under heavy loads with maximum output.
- 10,000 lbs. peak pulling force with a continuous pulling rating of 7,000 lbs



## PRO-JAX™ - 10,000 LBS. CAPACITY PORTABLE 72" REEL STAND (PAIR)

Part No. MPJ-02

- Easily lifts 10,000 lb. reels with an 18V cordless drill
- Maximum reel height: up to a 72 in. reel
- Mobile: easy adjustment for uneven surfaces on jobsite



## MAXIS® CABLE FEEDER

Part No. MCF-01

- Heavy duty rubber wheels
- Designed and built specifically to accommodate Southwire® SIMpull® wire
- Forward and reverse, variable speed, feeds up to 30 fpm



## MAXIS® 6K CABLE PULLER

Part No. M6K-M

- Fast setup and operation: one person, 2 minute set up and operation. Quickly adapt from underground to overhead pull
- High capacity: 6,000 lb. pulling force
- 2 Pulling speeds: 12 fpm on low (at no load) and 44 fpm on high (at no load)



## MAXIS® 3K CABLE PULLER CORDLESS DRILL KIT

Part No. M3K-BAT

- Completely cordless cable puller
- One person, two minute setup to operate
- 12.0 AH capacity for extended run life



## MAXIS® XD1 EXTREME DUTY CIRCUIT PULLER

Part No. XD1

- Continuous pulling up to 600 lbs.
- Lightweight and portable
- 600 lbs of constant pulling force with 1000 lbs peak pulling force



## XDTM EXTREME DUTY TENSION MONITOR

Part No. XDTM

- 10,000 lbs working load
- USB port for easy data extraction
- Built-in battery for long life



## TRIGGERS® WIRELESS SAFETY SWITCH SYSTEM

Part No. TSS-01

- 10,000 lbs. peak pulling force with a continuous pulling rating of 7,000 lbs
- High range: communicates up to 1500' between walls and 3.7 miles line of sight
- Works with all brands of electrically driven equipment





## 881 CAM-TRACK® BENDER FOR 2-1/2" - 4" WITH HYDRAULIC PUMP AND MOBILE BENDING TABLE\*

Part No. 881GXE980MBTS

- Easier & Faster Setup - Extended yoke and spring pins deliver up to 6x faster changeover
- Reduce Strain & Fatigue - Up to 55% lighter follow bars make for easier operation
- Added Security - Locking features secure all shoes and accessories



## PROGRAMMABLE ELECTRIC CONDUIT BENDER

Part No. 855GX

- Can bend 3/4" Rigid (in either the 1" Rigid or 1" EMT shoe grooves) and 1" to 2" Rigid, EMT or IMC conduit with just one shoe featuring smart sensors that know exactly what diameter conduit and type you are going to bend and automatically factors spring-back for any angle



## CLASSIC ELECTRIC BENDER WITH SINGLE RIGID SHOES

Part No. 555RSC

- 555 Classic Bender 1/2" to 2" Rigid Shoe Group
- Powerful electric benders bend 1/2" - 2" Rigid; IMC; EMT & PVC Coated Rigid shoe groups available for different combinations
- Less lifting reduces operator fatigue



## 1/2"-2" PVC-COATED RIGID SHOE GROUP

Part No. 12586

- Bend 1/2" - 2" conduit on one shoe
- No loose pieces
- Less lifting reduces operator fatigue Knockout set works with Greenlee 555CX, 555DX and 555C electric conduit benders



## 1/2" - 2" EMT SHOE GROUP

Part No. 23803

- Bend 1/2" - 2" conduit on one shoe
- No loose pieces
- Less lifting reduces operator fatigue Works with Greenlee 555C electric conduit bender tool



## 1/2"-2" PVC RIGID SHOE GROUP FOR 855GX

Part No. 12582

- Shoe Group, 1/2" - 2" PVC Coated Rigid (855GX)



## SWITCH UNIT - PENDANT

Part No. 39839

- Replacement Pendant for 555 Bender





# ELECTRICAL EQUIPMENT | Cable Pulling & Conduit Bending



## UT10 PULLER PACKAGE WITH MOBILE VERSI BOOM AND ALL ADAPTERS

Part No. 6906A

- 2 Speed Ultra Tugger (UT10-2S) is a one-stop-shop: The only 2 speed puller on the market that can shift from high speed/low load pulling to low speed/high load pulling with a simple double tap motion on the foot pedal control switch
- The no-load high speed is 16 FT/MINT and is best suited for loads up to 4000 LB where the speed will be 12 FT/MINT. The no-load low speed is 9 FT/MINT and can be used on loads up to 8000 LB where the speed will be 6 FT/MINT, or a momentary peak capacity of 10000LB
- Sets up in less than 2 minutes and can be used in every pulling situation. Use for cable pulls requiring high as well as low pulling loads



## SHEAR 30T SHEARING STATION (WITH 980 ELECTRIC HYDRAULIC PUMP)

Part No. GLSS980KIT-B

- Hydraulically Powered - Includes Greenlee 980 Electric Hydraulic Pump
- Powerful 30-Ton Ram - Easily and quickly shears through tough material
- Laser-Marked Measuring System - Accurately shear each piece to precise length with movable arm and measuring stop



## ELECTRIC HYDRAULIC PUMP WITH PENDANT\*

Part No. 980

- For use with all Greenlee benders
- Usable oil volume: 6 quarts (5)
- Low voltage pendant coupled to solid state motor controls eliminates contact arcing for greater reliability and longer life



## 12 X 3 RUBBER WHEEL FOR 555SB

Part No. 53390

- Compatible with select Greenlee equipment
- Rubber construction offers durability



## PVC CUTTER FOR UP TO 2"

Part No. 865

- High-leverage compound ratchet action and long handles reduce effort
- Heavy-duty metal frame for cutting large diameters
- Replaceable steel blade may be sharpened



## CHAIN MOUNT ASSEMBLY

Part No. 2846

- For use with Greenlee 6501 and 6801 Ultra Tuggers 5 and 8





# ELECTRICAL EQUIPMENT | Pressure Washers, Generators, Trash Pumps



## COMMERCIAL COLD WATER GAS PRESSURE WASHERS

### POWERSHOT® SERIES

The SIMPSON® PowerShot® Series is designed to meet the rigorous demands of the cleaning pro. Heavy-duty pressure washers with flow and reliability. Perfect for contractors who specialize in deck cleaning, wood restoration, paint preparation, graffiti removal, and all other professional cleaning services.



PS60869

## COMMERCIAL COLD WATER GAS PRESSURE WASHERS

### WATER BLASTER® SERIES

Designed to meet the rigorous demands of the cleaning professional, the SIMPSON® Water Blaster® series is perfect for contractors who specialize in deck cleaning, wood restoration, paint preparation, graffiti removal, and all other professional cleaning services. The SIMPSON Water Blaster series designed for optimum performance in the harshest environments.



WB4200

## INDUSTRIAL COLD WATER GAS PRESSURE WASHERS

### INDUSTRIAL SERIES

Industrial Series pressure washer is an excellent addition to the portfolio of pressure washer cleaning products of SIMPSON®. Perfect for construction sites, rental yards, oil fields, heavy-duty paint prep, and any other big job.



IS3030212

## INDUSTRIAL COLD WATER GAS PRESSURE WASHERS

### SUPER PRO ROLL CAGE SERIES

Built to survive the toughest job sites, the SIMPSON® Super Pro Roll Cage line of machines features premium pumps and engines mounted inside protective, four-wheeled roll cages making them stable and easy to transport even on rough terrain.



65208

## PREMIUM PORTABLE TRASH PUMPS TRASH PUMPS SERIES

Engineered to handle water containing mud, sand, leaves, twigs, and other contaminants, SIMPSON's trash water pumps are perfect for clearing floodwater and wastewater from residential, municipal, and industrial sites. Easy to transport, use, and clean, SIMPSON's trash water pumps will get the job done no matter where you need them.



71007



71009



Ask for additional skus on all pressure washers.

MSH3125-S



## RESIDENTIAL COLD WATER GAS PRESSURE WASHERS

### MEGASHOT® SERIES

The SIMPSON® MegaShot Series is perfect for the "Do-it-Yourselfer" looking for maximum performance with minimal investment. Simple to use and great for cleaning decks, patios, outdoor furniture, house siding, and prepping home exteriors for painting. Its compact design is lightweight and small enough to be easily transported by one person.

MS61224(-S)



MS61220(-S)



## COMMERCIAL COLD WATER GAS PRESSURE WASHERS

### ALUMINUM® SERIES

Designed to meet the rigorous demands of the cleaning professional, the SIMPSON® Aluminum Series frame is crafted of aircraft-grade aluminum, making it lighter in weight than most steel frame pressure washer designs. Perfect for contractors who specialize in deck cleaning, wood restoration, paint preparation, graffiti removal, and all other professional cleaning services.



ALH3228-S

## INDUSTRIAL COLD WATER GAS PRESSURE WASHERS

### RENTAL SERIES

Complete with standard features including; an hour meter, heavy-duty water inlet filter, steel braided Monster hose with QC fittings, and specific set-up & use instructions printed on the steel dashboards. Be confident in the added durability of the heavy-duty aluminum frames.



IR2535012B

## SCGH5500 5500-WATT GENERATOR 50-STATE

## SCGH8500 7000-WATT GENERATOR 50-STATE

### PREMIUM GENERATORS INDUSTRIAL SERIES

Larger, tougher, and capable of producing higher power output than inverter generators, SIMPSON® Industrial generators are perfect for powering job sites and providing back-up electricity during power outages.



# RIDGID®

## MODEL 700 POWER DRIVE

Part No. 45178

- Heavy-duty hand-held Power Drive.
- Designed for RIDGID® Model 12-R die heads. Other RIDGID die heads (00-R, 00-RB, 11-R) can be used using adapters. It can also be used with 258/258XL pipe cutters.



Part No.	DESCRIPTION
64033	Die Shear - 13/16"
64038	Die Shear - 15/8"
64048	Case, Carrying-Strutslayr
64053	Kit, Head+Case+13/16" Dies
64058	Kit, Head+Case+15/8" Dies
64118	Strutslayr Head



- Fab Shop Quality: Burr-free cuts eliminate the need for extra filing
- Increased Efficiency: Clean, consistent cuts in 5 seconds or less
- Safe Operation: Minimal sparking versus grinders and chop saws
- Portable: Easy to move around the job site and mounts to RIDGID TRISTANDS
- Built-in Measuring Guide: allows accuracy of cut on job site

**STRUTSLAYR™**

## EXPOSED RATCHET THREADER SET

Part No. 36475

- Capacity 1/8" - 1"



## MODEL 1224 THREADING MACHINE

Part No. 26092

- An induction motor helps minimize noise.
- A special capacitor-start / capacitor-run motor allows the 1224 to thread a full range of material where voltage drop is experienced.
- 1/4" - 2" Universal Die Head; 2 1/2" - 4" receding die head allows cutting of tapered or straight NPT/ NPSM or BSPT/BSPP threads.



## 460-6 PORTABLE TRISTAND® VISE

Part No. 36273

- Has an optimized base layout to maximize working area, convenient lug to clamp the weld ground, rugged leg chain for the tough demands and a durable tool tray.



## MODEL 418 OILER WITH ONE GALLON PREMIUM THREAD CUTTING OIL

Part No. 10883

- An ergonomic 2-finger trigger design that reduces user fatigue.
- Die cast, heavy-duty body with swivel nozzle with no exposed parts for longer life.



## THREAD CUTTING OIL - 1 GALLON

Part No. 70830

- Cools threads and pipe during operation.
- Speeds metal removal.
- Improves thread quality.



## TUBING CUTTERS


Part No.	Description
32925	3/16" - 1 1/8" - #15 Tubing & Conduit Cutter with Heavy-Duty Wheel
32930	5/8" - 2 1/8" - #20 Screw Feed Tubing & Conduit Cutter
40617	1/4" - 1 1/8" - 101 Close Quarters Tubing Cutter



## SEEKTECH SR-20 LOCATOR

Part No. 21893

- Target line and guidance arrows quickly identify distortion.
- Proximity signal and signal strength help work through difficult locates.
- Trace any frequency from 10 Hz to 35 kHz.



## THREADER STANDS

Part No.	Description
92467	200A Universal Wheel & Cabinet Stand
92457	100A Universal Leg & Tray Stand



**WE HAVE STOCK ON DIES FOR INDIVIDUAL THREADERS.**



# ELECTRICAL EQUIPMENT

## Pull Rope & Cable Tray Accessories & Temporary Power Distribution & Cords



### 36" RADIUS SHEAVE

Part No. 9236

- Designed for quick unloading of cable by removing one pin per hanger

### 24" RADIUS SHEAVE

Part No. 9224

- 4,000 lb. Capacity
- Heavy-duty design with steel frame
- Aluminum sheaves 5" wide with self-lubricating bearings
- Sheaves spaced to help prevent cable damage
- Powder coated finish



### HOOK TYPE CABLE SHEAVES

Part No.	Description
406	6" Hook Type Cable Sheave
412	12" Hook Type Cable Sheave
418	18" Hook Type Cable Sheave
424	24" Hook Type Cable Sheave

- 6" diameter hook sheave
- 4000 lb. Capacity
- Forged steel hooks with 1" opening
- Welded steel frames
- 5" wide aluminum Sheaves with self-lubricating bearings



### QUAD BLOCK, 48" BRX90 STD AL SHVS

Part No. HQB48R-6x5A

- Assist in guiding cable into ducts, conduit, and manholes
- Reduces cable scuffing on the edge of duct, conduit, and manholes
- Sheave rotates which helps reduce pulling tensions



### QWIKROPE®

Part No.	Description
SPR-963	9/16" X 300 FT
SPR-966	9/16" X 600 FT
SPR-969	9/16" X 900 FT
SPR-9612	9/16" X 1200 FT

- High performance pulling rope made from ultra high molecular weight polyethylene fibers
- Ultra low stretch, UV resistant, lightweight pulling rope
- 24% reduction in the coefficient of friction, as compared to traditional pulling ropes



### STRAIGHT-BLADE TEMPORARY POWER DISTRIBUTION BOX

Part No. 6506UGSX

- 14 Ga. Steel Construction endures for years of use
- Heavy-duty, impact & flame-resistant enclosure
- GFCI Protection includes open neutral, reverse phasing, & 240V shut-off with indicator light
- GFCI meets UL 943 requirements with 4-6 milliamp trip level, <25 milliseconds trip time
- Rating: 50-Amp 125/250V 3 Pole 4 Wire, Power Inlet CS6375, Feed-Thru CS6369
- cULus Listed, Type 3R Outdoor



### GENERATOR POWER CORDS

Part No.	Description
19180008	50ft SEOW or STOW w/California-Style Twist Lock Ends 6/3-8/1 - Black - 50A
19190008	100ft SEOW or STOW w/California-Style Twist Lock Ends 6/3-8/1 - Black - 50A

- Attachable devices provide exceptional connection strength and allow field repairs if cords are damaged
- Durable 6/3 & 8/1 seow, hard-usage and oil resistant cable jacket withstands harsh environments
- Twist to lock plug keeps cord from becoming accidentally unplugged



### EXTENSION CORDS

Part No.	Description
2589SW0002	100ft SJTW 12/3 Outdoor Extension Cord W/ Lighted End (Yellow)
2588SW0002	50ft SJTW 12/3 Outdoor Extension Cord W/ Lighted End (Yellow)
2587SW8802	25ft SJTW 12/3 Outdoor Extension Cord W/ Lighted End (Yellow)

- 15 amps
- 125 volts
- NEMA 5-15 plug/receptacle
- SJTW jacket
- Rated for outdoors
- Lighted receptacle shows power is on
- UL and CUL Listed



# TOOL BAGS & SHOVELS



## TECH PAC WHEELER

Part No. VPP10221

- Optional & stowable backpack shoulder harness
- Waterproof polypropylene plastic base with integral wheels and trolley system
- V-SWAP™ removable tool pocket panel system with alternate tool panels available and sold separately
- Quick release metal hasp supports load and allows easy access to rear storage bay
- 48 interior and exterior tool pockets
- Exterior manifold gauge and hose storage pocket thermoformed cushioned eva back pad
- Metal YKK® locking zippers
- 5 year limited warranty



## METER POUCHES

Part No.	Description
VPP10020	Small Meter Bag
VPP10021	Tall Meter Bag
VPP10023	Large Meter Bag w/Base



## TOOL BACKPACKS

Part No.	Description
VPP10070	Large Tool Backpack
VPP10066	Small Tool Backpack



## TECH SERIES TOOL BAGS

Part No.	Description
VPP10061	Compact Open Top Tech Tool Bag
VPP10060	Tech/Compact Tall Tool Bag
VPP10068	Tech Large Tool Bag



## TOOL POUCHES

Part No.	Description
VPP10074	Three Pocket Small Tool Pouch
VPP10077	Four Pocket Small Tool Pouch w/ Base
VPP10083	Extra Large Tool Pouch
VPP10088	XXL Tool Pouch



## PEP-16-RBA 16" DRAIN SPADE, D-HANDLE

Part No. 31253

- 32-inch pro grade north american white ash handle with d-grip for balance and control
- White ash handles give optimum ratio of resistance and flexibility
- Heavy duty 14 gauge steel blade for maximum toughness
- Heavy duty riveted extended socket for solid handle connection
- D-grip handle assembled with double riveted braces

Part No.	Description
31198	PRL-F ROUND POINT SHOVEL, FIBERGLASS HANDLE, 10" GRIP
31199	PCL-F SQUARE POINT SHOVEL, FIBERGLASS HANDLE, 10" GRIP
31285	PEP-16F 16" DRAIN SPADE, FIBERGLASS D-HANDLE
31286	PEP-16FL 16" DRAIN SPADE, FIBERGLASS HANDLE, 10" GRIP

- Pro grade fiberglass handle with soft cushion grip for balance and control
- Heavy duty 14 gauge steel blade for maximum toughness
- Reinforced resin 'insert' in handle provides 400-pound of handle strength
- Rivetless, crimped-steel collar ring, solidly connects neck and handle
- Thick fiberglass handle with protective sleeve prevents splintering







# THE WORLD'S MOST DURABLE STRIKING TOOLS

## DURABILITY:

- **UNBREAKABLE® HANDLE TECHNOLOGY** - steel core eliminates breaking during overstrikes
- **TRADEMARK GREEN HEAD** - hi-vis, drop forged 46 hrc head endures the most demanding applications and adds instant identification

## SAFETY:

- **SAFETY PLATE** - secures head to handle preventing head dislodging
- **ANTI-VIBE NECK** - thick, tapered neck absorbs vibration reducing worker fatigue
- **NO-SLIP GRIP** - vulcanized rubber handle for secure grip while striking

### B.A.S.H.® SLEDGE HAMMERS

Part No.	Head Weight	Handle Length
20212	2-1/2 LB	12"
20416	4 LB	16"
20616	6 LB	16"
20630	6 LB	30"
20824	8 LB	24"
20836	8 LB	36"
21036	10 LB	36"

### 32 OZ HEAD, 14" B.A.S.H.® BALL PEIN

Part No. 33214

### 3 LB HEAD, 16" B.A.S.H.® CROSS PEIN

Part No. 30316

### 4 LB, 16" B.A.S.H.® DEAD BLOW HAMMER

Part No. 55416











# LONESTAR

## EQUIPMENT SOLUTIONS

# WE MAKE IT HAPPEN.

**AMARILLO**

10000 S Georgia  
Amarillo, TX 79118  
**806-877-2820**

**AUSTIN**

1001 W Howard Ln, Suite A  
Austin, TX 78753  
**512-670-7700**

**DALLAS**

1242 Regal Row  
Dallas, TX 75247  
**972-947-9700**

**FORT WORTH**

7340 Hawkins Center Dr  
Benbrook, TX 76126  
**817-984-1519**

**HOUSTON**

10735 W Little York Rd #100  
Houston TX 77041  
**346-207-3673**

**HOUSTON**

6903 W Sam Houston Pkwy N  
Houston, TX 77041  
**832-855-3400**

**LUBBOCK**

2222 Avenue A  
Lubbock, TX 79404  
**806-877-2820**

**MIDLAND-ODESSA**

11700 W Hwy 80 E  
Odessa, TX 79765  
**432-999-6800**

**SAN ANTONIO**

4036 Binz Engleman, Ste. 208  
San Antonio, TX 78219  
**210-761-1500**