

LONESTAR

EQUIPMENT SOLUTIONS



Southwire®



GREENLEE®

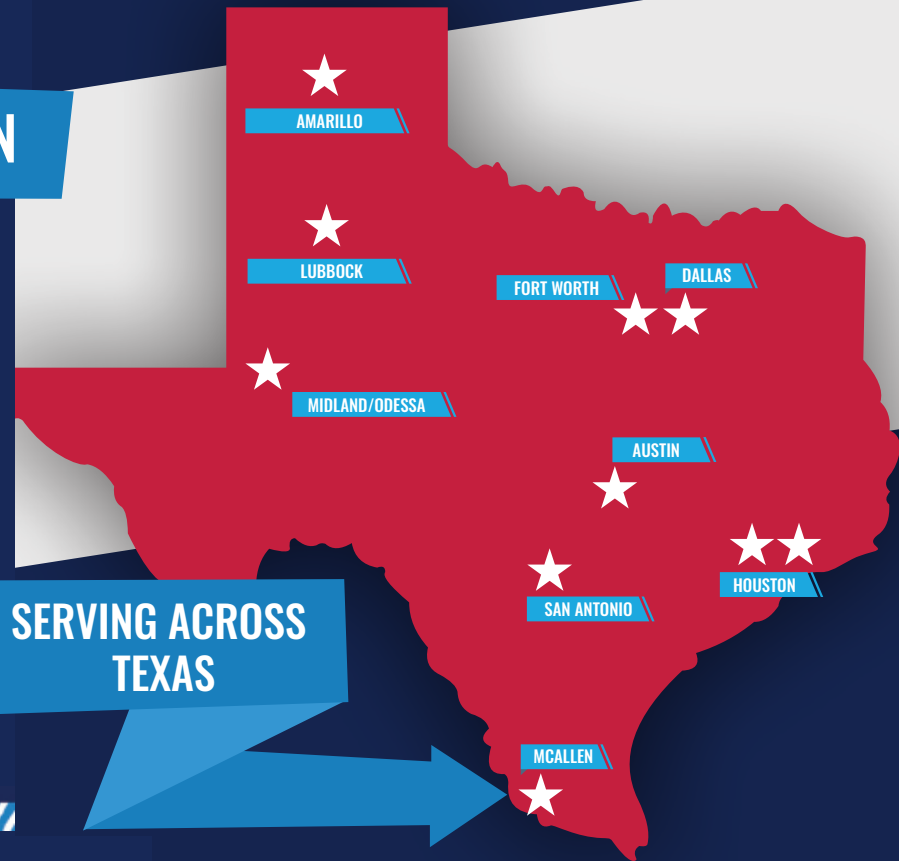


Current Tools
FOR THE PROFESSIONAL ELECTRICIAN



Lonestar is proud to offer tool and equipment solutions throughout Texas, improving our product offering for your convenience. Visit your local Lonestar sales counter to learn more about our brands and services.

WE MAKE IT HAPPEN



**SERVING ACROSS
TEXAS**

TABLE OF CONTENTS

MATERIAL HANDLING & STORAGE

KNAACK® 4

SOUTHWIRE® 5

SUMNER® 5

FIRESTOP

HOLDRITE® 6

STI® 7

SAFETY

WERNER® 8 - 11

RADIANS® 12 - 13

LIFT. 14 - 15

NIAGRA® 16

OVERTIME™ 16 - 17

OBERON. 18

TOOLS & ACCESSORIES

SOUTHWIRE®

Knockouts & Crimpers. 19

DEWALT® 20 - 21

GREENLEE®

Knockouts & Crimpers. 22 - 23

Drill Taps 24

Fishing 25

Tools & Accessories 25

WIHA® 26 - 27

KNIPEX® 28

ELECTRICAL EQUIPMENT

CURRENT TOOLS®

Cable Pulling & Conduit Bending 29

Pull Rope & Cable Tray Accessories 37

SOUTHWIRE®

Cable Pulling & Conduit Bending 30 - 31

Pull Rope & Cable Tray Accessories 37

Temporary Power Distribution & Cords 38

GREENLEE®

Cable Pulling & Conduit Bending 32 - 33

SIMPSON®

Pressure Washers, Generators & Trash Pumps 34 - 35

RIGID®

Threader & Accessories 36

MISCELLANEOUS

VETO PRO PAC®

Tool Bags 39

MAGNUM™

Material Handling 40

TRUPER®

Shovels 41

B.A.S.H.®

Hammers 42

DIABLO® 43

MATERIAL HANDLING & STORAGE



STORAGEMASTER® PIANO BOX, 47.8 CU FT

Part No. 89

- Pre-punched skids allow easy installation of casters (available as optional accessories)
- Heavy-duty recessed side handles allow for enhanced mobility of jobsite box and protection against damage during transport
- Steel storage box features powder-coat finish for superior durability and corrosion resistance



JOBMASTER™ CHEST, 25.25 CU FT

Part No. 4830

- Patented WATCHMAN® IV Lock System with 3-point latch and 7-gauge reinforced lock housing ensure optimal tool chest security
- Heavy-duty 16-gauge steel chest box construction with fully arc-welded seams
- 4-way pre-punched skids with 7-gauge construction allow for fast, convenient transport and easy caster installation



FIELD STATION, 120.7 CU FT

Part No. 119-02

- Job box has full, oversized gutter system with automotive grade weather stripping to keep contents dry
- Newly designed, spring-loaded solid lock rod mechanism for enhanced durability and easy access to upper compartment
- 7-gauge, 4-way skids allow access from any side and simplify transport



SAFETY KAGE™ CABINET, 59.4 CU FT

Part No. 139-SK

- Provides safe, ventilated, and secure storage in the tool cabinet for all forms of fall protection equipment
- Patented WATCHMAN® IV Lock System with 3-point latch and recessed lock housing for best-in-class theft-prevention in this locking tool cabinet
- 16g solid steel panels allow for protection of metal tool cabinet's contents from harsh weather, yet provide ventilation



4" CASTER SET WITH BRAKES (4 SET)

Part No. 495

- 1,600 lb load capacity for tool storage on wheels is for all four wheels combined



6" CASTER SET WITH BRAKES (4 SET)

Part No. 695

- 2,600 lb load capacity for tool storage on wheels is for all four wheels combined



6" POLY CASTER SET WITH BRAKES (4 SET)

Part No. 516

- 2,240 lb load capacity for tool storage on wheels is for all four wheels combined



MATERIAL HANDLING & STORAGE



Southwire®

MAC RACK II™

Part No. MR02
Stock No. 783299

- 1,000 lbs. weight capacity
- Double wall square tubing
- Eight storage sections



KNOCKDOWN STOR MAC

Part No. KDSM-60
Stock No. 786920

- Quickly collapses and assembles in under five minutes
- Removable shelves for adjustable storage
- Reinforced Frame and Door



Southwire®

SUMNER*

ROUST-A-BOUT™

Part No. R-250

- Lifts 1,500 pounds (680 kg)
- Moves vertically and horizontally
- 2 Winches: operate load and mast elevation separately



CONTRACTOR MATERIALS LIFT

Part No. 2118

- 650 lb capacity (300 kg)
- Loading Bar - great for overhead cranes
- Reversible forks



CONTRACTOR LIFT

Part No. 2124

- 650 lb capacity (300 kg)
- Moves vertically and horizontally
- 2 Winches: operate load and mast elevation separately



CARRIAGE FORK EXTENSION KIT

Part No. CFEXTKIT

- With longer forks, the weight capacity decreases to 200 lb (90 kg) and is clearly shown on the forks when extended



PRO JACK WITH VEE-HEAD

Part No. ST-881

- Formed steel legs
- Quick action lockwasher for fast height positioning
- CE rated



27" X 48" PALLET JACK

Part No. PJ27

- 6,600 lbs weight capacity
- Three-function handle controls raising, lowering and neutral
- Welded all-steel frame and tough powder coat



FIRESTOP



HYDROFLAME™ PRO TELESCOPING ELECTRICAL FIRESTOP SLEEVE

| Part No. | Description |
|----------|--|
| HFP-G1 | 1/2"-1" Plastic or Metal 7-1/2" - 11-3/4" Tall |
| HFP-G2 | 1-1/4" - 2" Plastic or Metal 7-1/2" - 11-3/4" Tall |
| HFP-G3 | 2" - 3" Plastic or Metal 7-1/2" - 11-3/4" Tall |
| HFP-G4 | 3" - 4" Plastic or Metal 7-1/2" - 11-3/4" Tall |
| HFP-G5 | 4" - 5" Plastic or Metal 7-1/2" - 11-3/4" Tall |
| HFP-G6 | 5" - 6" Plastic or Metal 7-1/2" - 11-3/4" Tall |

- Sleeves come with a green locator whisker to easily identify electrical penetrations above the slab after the concrete has been poured.
- For use in new commercial concrete floor construction (flat deck concrete, post tension concrete slabs, and concrete over metal decking).



HYDROFLAME™ 100 WATER BASED FIRESTOP SEALANT

| Part No. | Size | Color |
|-----------|-------------------|-------|
| HF100-10C | 10.3 oz Cartridge | Red |
| HF100-20S | 20.2 oz Sausage | Red |
| HF100-30C | 30 oz Cartridge | Red |
| HF100-5B | 5 gallon | Red |

HYDROFLAME™ 200 WATER BASED INTUMESCENT FIRESTOP SEALANT

| Part No. | Size | Color |
|-----------|------------------|-------|
| HF200-20S | 20.2 oz. Sausage | Red |

- Flexible (Elastomeric)
- Low VOC
- Paintable
- 3 year shelf life



HYDROFLAME™ PRO FIRESTOP SLEEVE EXTENSION

| Part No. | Description |
|----------|---|
| HFPE1 | #1 Metal or Plastic Pipe - #2 Hollow Sleeve |
| HFPE2 | #2 Metal or Plastic Pipe - #3 Hollow Sleeve |
| HFPE3 | #3 Metal or Plastic Pipe - #4 Hollow Sleeve |
| HFPE4 | #4 Metal or Plastic Pipe - #5 Hollow Sleeve |
| HFPE5 | #5 Metal or Plastic Pipe - #6 Hollow Sleeve |
| HFPE6 | #6 Metal or Plastic Pipe - #7 Hollow Sleeve |

- Connects to safety caps, water dams, water modules and underside of sleeves
- Ideal for use on concrete pours over 11-3/4"



HYDROFLAME™ FIRESTOP PUTTY PAD

| Part No. | Size |
|----------|-------------------------|
| HF-PP-1 | 7 in. x 7 in. x 1/8 in. |
| HF-PP-2 | 9 in. x 9 in. x 1/8 in. |

- Free of volatile solvents, particularly useful when installing in confined spaces or occupied areas
- Free of asbestos fillers
- Designed to adhere to all common building surfaces
- UL Listing CLIV Report certified



HYDROFLAME™ 20 OZ. ECONOMY CAULK GUN

Part No. HF-CG-20SE

- Designed for standard viscosity materials
- Convenient rotating swivel barrel
- Durable sausage pistons prevent bag-wrap



HYDROFLAME™ FOLLOW PLATE

Part No. HF-FP-5

- For 2-in. diameter barrel bulk gun
- 5-gallon diameter — 11.5 in. with 1 in. neoprene seal
- No threaded barrel docking (airtight o-ring)



HYDROFLAME™ CAULK REPLACEMENT TIP

Part No. HF-CG-T20

- Easily reach for backup caulk gun tips in case you need a different size, can't find the original one or if a tip has been damaged on the job site.



FIRESTOP




Specified Technologies Inc.

EZ PATH® RETROFIT DEVICE

| Part No. | Size |
|----------|---|
| EZDR200 | 2" (2-3/16" or 2-3/8" O.D.) Sleeves, One Pair (2) |
| EZDR400 | 4" (4-1/2" O.D.) Sleeves, One Pair (2) |


EZPath®
Fire-Rated Pathway




- Easy to install
- No additional firestopping required
- Works with extended or flush sleeves

SPECSEAL® EP POWERSHIELD™ ELECTRICAL BOX INSERTS

| Part No. | Size |
|----------|------------------------|
| EP44 | 3-3/4" x 3-3/4" x 1/8" |
| EP45 | 4-1/2" x 4-1/2" x 1/8" |



- Easy to install in the field or in the shop
- No mess, no residue, no clean-up required
- Rapid expansion - quickly seals off the passage of fire and smoke



SPECSEAL® SSB FIRESTOP PILLOWS

| Part No. | Size |
|----------|--------------|
| SSB14 | 1" x 4" x 9" |
| SSB26 | 2" x 4" x 9" |

- Intumescent - expands in all directions for a tough, tight seal
- Reinstallable for easy retrofitting of cables
- Lightweight for ease of installation



SPECSEAL® READY® SLEEVE FIRESTOP SLEEVE

| Part No. | Size |
|----------|--|
| FS100 | 1" sleeve (Includes escutcheon plates, gaskets, putty) |
| FS200 | 2" sleeve (Includes escutcheon plates, gaskets, putty) |
| FS400 | 4" sleeve (Includes escutcheon plates, gaskets, putty) |

- Economical - offers significant material and labor savings
- Ready to install - no cutting required, no waste
- Locks into place - no support struts and clamps required



SPECSEAL® FP INTUMESCENT FIRESTOP PLUG

| Part No. | Size |
|----------|------------------|
| FP200 | 2" Firestop Plug |
| FP400 | 4" Firestop Plug |

- Intumescent - expands in all directions
- Reinstallable - easy retrofitting of cables
- Easy to install - no special tools required

SPECSEAL® LCI INTUMESCENT SEALANT 10.1 OZ TUBE - 18.2 CU IN (300 ML)

Part No. LCI300

- Economical: high performance without the high price
- Highly intumescent: expands up to 10 times
- Excellent smoke seal



SPECSEAL® SSP PUTTY & PUTTY PADS

| Part No. | Size |
|----------|---------------------------|
| SSP100 | 36" 3 bar |
| SSP4S | 7.25" x 7.25" x 3/16" pad |
| SSP9S | 9.00" x 9.00" x 3/16" pad |

- Non-hardening = easy retrofit
- Endothermic fillers absorb heat & release water
- Highly adhesive formula - stays put, allows movement





PROFORM™ SP

HARNESS WITH SWITCHPOINT™ TECHNOLOGY

PROFORM™ F3 CONSTRUCTION HARNESS, TONGUE BUCKLE LEGS

Part No. H032102

- Built in Relief Cords provide immediate relief after a fall allowing you to reach a gravity override seated position
- Lightweight, athletic design and materials deliver maximum comfort without compromising safety



ARC FLASH HARNESS CONSTRUCTION

Part No. H934102

- Meets ASTM F887 Arc Flash Requirements
- Kevlar webbing and dielectric hardware design
- Built in handles at seat provide immediate relief after a fall allowing you to reach a gravity override seated position



BLUE ARMOR RETRIEVAL (BACK AND SHOULDER D-RINGS) HARNESS

Part No. H143002

- Built in Relief Handles provide immediate relief after a fall arrest allowing you to reach a gravity override seated position
- WebAlert™ inspectable webbing makes wear and damage visible and obvious, and with multiple impact indicators, makes inspection easier



6FT CROSS ARM STRAP (WEB, O-RING, D-RING)

Part No. A111006

- Made with durable polyester webbing
- Features large O-ring and standard D-ring for pass through



18" CHAIN REBAR POSITIONING LANYARD

Part No. H063142

- Built-in SwitchPoint Technology is designed with post-fall safety and rescue in mind
- Lightweight, athletic design and materials deliver maximum comfort without compromising safety



SWITCHPOINT
TECHNOLOGY

LITEFIT™ PLUS CONSTRUCTION (BACK AND HIP D-RINGS) HARNESS, TONGUE BUCKLE LEGS

Part No. H332102XQP

- Built in Relief Handles provide immediate relief after a fall arrest allowing you to get into the Chair in the Air
- Multiple impact indicators make inspection easier
- Sliding back D-ring for adjustability



BASEWEAR STANDARD (BACK D-RING) HARNESS, UNIVERSAL

Part No. H412002

- Impact Indicators and Label Protector make inspection easier
- Sliding back D-ring for adjustability
- Slotted pass through buckles on chest fastens without twisting



6FT CABLE CHOKER (5/16IN VINYL COATED CABLE, O-RINGS)

Part No. A112006

- Made with durable and lightweight vinyl coated galvanized cable
- Features two O-rings for pass through to create anchor point






MAX PATROL SELF-RETRACTING LIFELINE, LEADING EDGE CAPABILITY

| Part No. | Description |
|-----------|-----------------------|
| R410020LE | 20' Cable w/Snap Hook |
| R410030LE | 30' Cable w/Snap Hook |
| R410050LE | 50' Cable w/Snap Hook |

- The SRL is tested and approved for use over steel beam, precast concrete, and b-deck
- The Minimum Arrest Distance is less than 24" when used overhead
- ThermoPlastic Housing



6FT BANTAM TWINLEG WEB SELF-RETRACTING LIFELINE

Part No. R433006LE-SR

- Exclusive blend of Kevlar® and UHMWPE webbing
- The SRL is tested and approved for use over steel beam, precast concrete, and b-deck
- Steel Form Hook with 2-3/4" gate opening



AUTOCOIL 2 6FT ARC FLASH SELF-RETRACTING LIFELINE

Part No. R290006

- Meets ASTM F887 Arc Flash Requirements
- Minimizes fall arrest distance to less than 24 inches when used overhead
- Aramid webbing design



6FT DECOIL LANYARD

Part No. C311100

- Werner DCELL Shock Pack is a deceleration device designed for controlled tearing action to reduce fall arrest forces on the user
- Snap hook is designed to prevent false engagement when connecting to the harness



RETRIEVAL YOKE LANYARD

Part No. T410000

- Integral spreader bar
- Polyester webbing
- Steel snap hooks with 3,600 lb gate rating



ARC FLASH SINGLE LEG LANYARD

Part No. C811100

- Meets ASTM F887 Arc Flash Requirements
- Kevlar webbing design
- Double Locking snap hooks with 3600lb gate strength



A510000 3/4IN REUSABLE CONCRETE ANCHOR, BLUE

Part No. A510000

- Lightweight design is easy to insert and remove
- Drill hole of 3/4" with 3-1/2" minimum depth
- Multi-directional use



18IN CHAIN REBAR POSITIONING LANYARD

Part No. C191203

- Recommended for work positioning and restraint applications only
- Grade 80 twist links provide superior strength and durability



I-BEAM SLIDING ANCHOR

Part No. A550000

- Lightweight aluminum design moves smoothly across beam
- Fits beam flanges from 3-1/2" to 14"
- Fits beams up to 1-1/4" thick



CONFINED SPACE KIT W/TRIPOD, 60FT 3-WAY SRL-R, PULLEY, CARABINER

Part No. T70000XRW

- Confined Space Kit with T100108 8-foot Aluminum Tripod, the T410060 60-foot 3-Way SRL-R, and T100008B Mounting Bracket
- High strength lightweight Aluminum Tripod extends from 58 inches to 97 inches in height
- Tripod meets ANSI Z359.18-2017 Type A and OSHA regulations



R3 REUSABLE 5K CONCRETE ANCHOR

Part No. A510300

- Rapid. Rigid. Reusable.
- Secure one-hand operation with push-to-stop installation
- Quick-release button for removability





FIBERGLASS STEP LADDERS - TYPE IA

| Part No. | Size |
|----------|-------|
| 6206 | 6 FT |
| 6208 | 8 FT |
| 6210 | 10 FT |
| 6212 | 12 FT |




- HolsterTop® with Lock-In System secures tools to increase productivity
- Double riveted slip-resistant Traction-Tred® steps
- Slip-resistant foot pads attached to the EDGE® structure
- Every rivet backed up by metal, metal plates or washers to protect rails



FIBERGLASS STEP LADDERS - TYPE IAA

| Part No. | Size |
|----------|-------|
| 6306 | 6 FT |
| 6308 | 8 FT |
| 6310 | 10 FT |
| 6312 | 12 FT |

- HolsterTop® with Lock-In System secures tools to increase productivity
- Double riveted slip-resistant Traction-Tred® steps
- Slip-resistant foot pads attached to the EDGE® structure
- Every rivet backed up by metal, metal plates or washers to protect rails



FIBERGLASS PODIUM LADDERS - TYPE IAA

| Part No. | Size |
|----------|------|
| PD7303 | 3 FT |
| PD7304 | 4 FT |
| PD7306 | 6 FT |
| PD7308 | 8 FT |



- LOCKTOP™ extended guardrail securely wraps around work zone and holds an arsenal of tools
- EDGE360® includes an integrated rail shield, EDGE bracing and oversized foot pads
- Extra-large platform for long standing comfort
- 375 lb (IAA)



- Extra-large platform for long standing comfort
- LOCKTOP™ extended guardrail securely wraps around work zone and holds an arsenal of tools
- EDGE360® includes an integrated rail shield, EDGE bracing and oversized foot pads
- 300 lb (IAA)

FIBERGLASS PODIUM LADDERS - TYPE IAA

| Part No. | Size |
|----------|------|
| PD6203 | 3 FT |
| PD6204 | 4 FT |
| PD6206 | 6 FT |
| PD6208 | 8 FT |





3N1 MULTI-PURPOSE LADDER - TYPE IAA

| Part No. | Size |
|----------|------|
| LDP7306 | 6 FT |



- One hand lock adjustment
- Non-marring rubber top protects work surfaces
- Slip-resistant Traction-Tred® steps
- EDGE360® bracing
- 375 lb (IAA)



FIBERGLASS D-RUNG EXTENSION LADDERS - TYPE IA

| Part No. | Size |
|----------|-------|
| D6224-2 | 24 FT |
| D6228-2 | 28 FT |

- Exclusive Alflo® rung joint means Twist-Proof® performance
- 1.63in slip-resistant Traction-Tred® D-rungs
- Smooth operating pulley with polypropylene rope
- Combination rail shield bracket and shoe with SHU-LOK® and slip-resistant pad



LEANSAFE® STEP LADDER DESIGNED TO LEAN

FIBERGLASS LEANING LADDERS - TYPE IA

| Part No. | Size |
|----------|-------|
| L6206 | 6 FT |
| L6208 | 8 FT |
| L6210 | 10 FT |

- LEANSAFE® Ladder Top with non-marring rubber bumper securely leans against walls, poles, corners, and wall studs, and holds tools to increase productivity
- Dropped rear rail pivot point gets ladder closer to your work
- EDGE360® bracing protects the ladder feet from every angle
- Every rivet backed up by metal, metal plates or washers to protect rails



LEANSAFE® STEP LADDER DESIGNED TO LEAN

FIBERGLASS LEANING LADDERS - TYPE IAA

| Part No. | Size |
|----------|------|
| L7306 | 6 FT |
| L7308 | 8 FT |

- LEANSAFE® Ladder Top with non-marring rubber bumper securely leans against walls, poles, corners, and wall studs, and holds tools to increase productivity
- Color and branding differentiates LEANSAFE® from standard stepladders
- Double riveted slip-resistant Traction-Tred® steps
- EDGE360® bracing protects the ladder feet from every angle





ECONOMY TYPE R CLASS 2 MESH SAFETY VEST WITH ZIPPER - HI VIS

| Part No. | Size |
|-----------|------|
| SV2ZGM-S | S |
| SV2ZGM-M | M |
| SV2ZGM-L | L |
| SV2ZGM-XL | XL |
| SV2ZGM-2X | 2X |



- Zipper Closure
- 2" silver tape reflective material, 1 horizontal stripe.
- Pockets: 1 upper left front, 1 lower right inside
- Materials: 100% polyester solid knit, 100% polyester mesh
- Meets ANSI/ISEA 107 Standards

TWO TONE SURVEYOR TYPE R CLASS 2 MESH SAFETY VEST - HI VIS

| Part No. | Size |
|-------------|------|
| SV6-2ZGM-M | M |
| SV6-2ZGM-L | L |
| SV6-2ZGM-XL | XL |
| SV6-2ZGM-2X | 2X |



- Zipper Closure
- 2" silver tape reflective material, 1 horizontal stripe.
- Pockets: 1 split pad/pencil, 1 radio with clear front for a badge, 2 each lower flap covered, 2 each deep inside pockets
- Materials: 100% polyester mesh

LENS CLEANING TOWELETTES -100 COUNT

Part No. LCD100

- Disposable lens cleaning towelettes.
- Prevents fogging.
- Reduces static.
- Excellent for cleaning glass, plastic, and polycarbonate.




RESISTOR® 32 FOAM EARPLUGS



| Part No. | Description |
|-----------|-----------------------------------|
| FP70 | Disposable Foam Uncorded Earplugs |
| FP71 | Disposable Foam Corded Earplugs |
| FP70ABG50 | Foam Earplugs 50 Pair Bag |

- Comfortable, tapered shape
- Smooth shiny surface repels dirt
- Low pressure, self adjusting foam offers extended comfort and quick recovery time



CLASS 2 HEAVY WOVEN COLOR BLOCKED TWO TONE ENGINEER VEST

| Part No. | Size |
|---------------|------|
| SV55B-2ZGD-L | L |
| SV55B-2ZGD-XL | XL |
| SV55B-2ZGD-2X | 2X |

- Heavy Duty #5 Zipper Closure
- 3M® 8712 Silver 2" Glass Bead Reflective Tape
- 1" Contrasting Trim Detail
- Dual Mic Tabs on Shoulders



TITANIUM NON-VENTED CLIMBING STYLE HELMET

Part No. THRXN-WHITE

- Meets ANSI Z89.1 Type I Class E & G standards
- Meets EN 12492 Clauses 4.2.1.2; 4.2.1.3; 4.2.1.4
- Low-Profile design with an impact-resistant ABS outer shell
- Ratchet suspension system
- Universal accessory slots
- Inner foam comfort liner
- Integrated detachable 3-point chinstrap
- Integrated accessory clips



QUARTZ™ FULL BRIM HARD HAT

Part No. QHR4-white

- Full Brim
- 4 Point Pinlock Suspension
- Pillowed Brow Pad
- Nylon Crown Strap Suspensions





NYLON SHELL FOAM NITRILE GRIPPER GLOVE

| Part No. | Size |
|----------|------|
| RWG13S | S |
| RWG13M | M |
| RWG13L | L |
| RWG13XL | XL |
| RWG132X | 2X |

- Blended nylon/spandex shell.
- Foam nitrile dipped palm.
- Water resistant palm coating.
- ANSI/ISEA 105 Abrasion Level 6.



TEKTYE™ FDG™ TOUCHSCREEN A4 WORK GLOVE

| Part No. | Size |
|----------|------|
| RWG718M | M |
| RWG718L | L |
| RWG718XL | XL |

- ANSI Cut Level A4
- Free of Fiberglass or Stainless Steel
- ANSI Abrasion Level 6
- TEKTYE™ 18-gauge blue shell with black FDG™ palm coating



AXIS™ CUT PROTECTION LEVEL A4 PU COATED GLOVE

| Part No. | Size |
|-----------|------|
| RWG560-L | L |
| RWG560-XL | XL |

- 13 gauge HPPE gray outer shell with fiberglass.
- Black polyurethane coated palm.
- Seamless cuff design.
- ANSI Cut Level A4



RAD-SEQUEL™ SAFETY EYEWEAR

| Part No. | Description |
|----------|--|
| RS1-10 | Clear Frame / Clear Lens |
| RS1-20 | Smoke Frame / Smoke Lens |
| RS1-90 | Indoor-Outdoor Frame / Indoor-Outdoor Lens |

- Rubber tipped temples provide a secure fit.
- Soft, rubber nose piece provides all day comfort.
- Polycarbonate lens provides impact resistance.



THRAXUS™ SAFETY EYEWEAR

| Part No. | Description |
|-----------|-----------------------------|
| TXC1-10ID | Black Frame / Clear Lens |
| TXC1-20ID | Black Frame / Smoke Lens |
| TXM4-11ID | Black Frame / Clear AF Lens |

- Patented powerful edge design
- Patented cyclonic venting
- Comfort fit floating nose loop
- Patented self-adjusting nose pads



RAD-APOCALYPSE™ SAFETY EYEWEAR

| Part No. | Description |
|----------|-----------------------|
| AP1-10 | Clear Lens |
| AP1-20 | Smoke Lens |
| AP1-90 | Indoor - Outdoor Lens |

- New, improved soft rubber temples with flared ends
- Neck cord included
- Coated protective lens



THRAXUS™ IQ SAFETY EYEWEAR

| Part No. | Description |
|-----------|---------------------------------|
| TXC1-13ID | Black Frame / Clear IQ Lens |
| TXC1-23ID | Black Frame / Smoke IQ Lens |
| TXM6-23ID | Gun Metal Frame / Smoke IQ Lens |

- IQuity™ Intelligent semi-permanent anti-fog and anti-scratch hydrophilic coating that lasts longer than hydrophobic coatings
- Environmentally friendly, non-toxic and non-flammable unlike highly toxic solvent-based coatings
- Water washable up to 20 times more than hydrophobic anti-fog glasses
- Patented cyclonic venting
- Patented self-adjusting nose pads



MIRAGE™ SAFETY EYEWEAR

| Part No. | Description |
|----------|--------------------------|
| MR0110ID | Clear Lens |
| MR0120ID | Black Frame / Smoke Lens |

- Sleek, lightweight design offers a comfortable fit.
- Optically correct and distortion free lenses.
- Protective polycarbonate lens provides impact resistance.





DAX FULL BRIM FRP

- Shell – Made from fiber reinforced resin to withstand impacts.
- Internal Liner – Using a six-point suspension system to provide superior impact absorption.
- Padding – Perforated Clarino® synthetic leather comfort dome with molded EVA foam insert for additional shock absorbing protection to the top of head.
- Retention System – Using our uniquely designed LUX Suspension System to provide better retention. The ratcheting fitment dial allows for rapid head size adjustment and is easy to grip and manipulate with gloves on. The ratcheting system lies on the occipital lobe, providing stability and comfort.
- Brim Grip – A staple feature on all our premium hard hats is designed to provide a better grip.
- Brow Pad – Synthetic leather is durable and provides better sweat absorption than standard brow pads.
- Designed to offer outstanding protection in hot and dangerous industries, the DAX Hard hat shell has been tested to radiant heat loads producing temperatures up to, but not exceeding, 350° F (177° C).

| Part No. | COLOR |
|------------|-----------|
| HDF-15NG | NATURAL |
| HDF-15WG | WHITE |
| HDF50-20RD | 50/50 RED |



DAX FULL BRIM CARBON

- Shell – Lightweight carbon fiber construction with superior impact resistance
- Internal Liner – Using a six-point suspension system to provide superior impact absorption
- Padding – Perforated Clarino® synthetic leather comfort dome with molded EVA foam insert for additional shock absorbing protection to the top of head
- Retention System – Using our uniquely designed LUX Suspension System to provide better retention.
- Oversized Ratcheting Fitment Dial - Adjust fit with or without gloves on with the easy to grip dial.
- Brim Grip – A staple feature found on all of our premium hard hats that's designed to give the user a better grip when carrying their hardhat.
- Brow Pad – Durable synthetic leather provides better sweat absorption than standard brow pads.
- Designed to offer outstanding protection in hot and dangerous industries, the DAX Hard hat shell has been tested to radiant heat loads producing temperatures up to, but not exceeding, 350° F (177° C).

| Part No. | COLOR |
|-----------|-------|
| HDFM-17KG | MATTE |





DAX FULL BRIM CARBON CAMO

- Shell – Lightweight carbon fiber construction with superior impact resistance
- Internal Liner – Using a six-point suspension system to provide superior impact absorption
- Padding – Perforated Clarino® synthetic leather comfort dome with molded EVA foam insert for additional shock absorbing protection to the top of head
- Retention System – Using our uniquely designed LUX Suspension System to provide better retention.
- Oversized Ratcheting Fitment Dial - Adjust fit with or without gloves on with the easy to grip dial.
- Brim Grip – A staple feature found on all of our premium hard hats that's designed to give the user a better grip when carrying their hardhat.
- Brow Pad – Durable synthetic leather provides better sweat absorption than standard brow pads.
- Designed to offer outstanding protection in hot and dangerous industries, the DAX Hard hat shell has been tested to radiant heat loads producing temperatures up to, but not exceeding, 350° F (177° C).

| Part No. | COLOR |
|-------------|------------------------|
| HDF50C-20CK | 50/50 WHITE/BLACK CAMO |
| HDC-20CK | BLACK CAMO |



RADIX TYPE 2

- 12 Ventilation Channels - Provide enhanced air flow for comfort and breathability. (HRX-22WC2 Only)
- Brim Grip - Exclusive design provides a secure feel.
- Oversized Ratcheting Fitment Dial - Adjust fit with or without gloves on with the easy to grip dial.
- Integrated Accessory Clips - Six external built-in attachment points allow compatibility with a wide range of LIFT Safety accessories.
- Microfiber Antimicrobial Internal Liner - All day comfort liner designed to be moisture wicking and easily washable and replaceable.
- Secure Four-Point Connection - With easy release magnetic lock.
- One Size Fits Most - Standard Head Size 6 ½ - 8 (52-64 cm head circumference).

| Part No. | COLOR |
|-----------|--------------------|
| HRX-22WC2 | WHITE (Vented) |
| HRX-22WE2 | WHITE (Non-Vented) |



SAFETY

PRODUCTS FOR HEAT STRESS MANAGEMENT

BOTTLED WATER



16.9 fl oz per bottle ▲

Part #: PRLNIA05L24



24 bottles per case ▲



84 cases per pallet ▲

- ✓ 100% Recyclable
- ✓ Sourced from protected wells or municipal water supplies
- ✓ Filtered through microfiltration, reverse osmosis, and charcoal filtration

ELECTROLYTE REPLACEMENT



2.5 Gal Powder Pouch ▲
Perfect for crew-sized containers
Case of 35 (7 of each flavor)
Part #: 60-pouch



3.0oz Freezer Pops ▲
Beat the heat and stay cool
Case of 150 (30 of each flavor)
Part #: 50-freezerpops



Single Serve Shotz ▲
Mix with 16.9oz bottled water
Case of 400 (80 of each flavor)
Part #: 55-singleserve

- ✓ Sugar Free
- ✓ Low Sodium
- ✓ Beneficial Potassium

SAFETY



OVERTIME™ is a sugar-free electrolyte replacement beverage, precisely formulated for the industrial and construction worker. Overtime provides a healthier re-hydration solution that is low in sodium and high in potassium. Designed to protect the wellness and safety of the workforce without restrictions.

WORK READY SPECS

- NO SUGAR** / Diabetic friendly formula
- LOW SODIUM** / Hypertension friendly
- BENEFICIAL POTASSIUM** / Relieves muscle cramps
- 5 GREAT FLAVORS** / Taste test preferred
(Blue Raspberry, Grape, Fruit Punch, Lemon Lime, Orange)



COUNTER TOP DISPLAY #OT-10VAR24CT

CASE SPECS
2 Cases of 120 (24 Ten Packs)

| QTY | WEIGHT | CUBE (FT) | DIM. |
|-----|--------|-----------|-----------|
| 2 | 10 lbs | 0.37 | 10"x8"x8" |



SINGLE SERVE SHOTZ #55-SINGLESERVE

CASE SPECS
Cases of 400 (80 of each flavor)
144 cases per pallet

| QTY | WEIGHT | CUBE (FT) | DIM. |
|-----|--------|-----------|-----------|
| 400 | 4 lbs | 0.37 | 10"x8"x8" |



3.0oz FREEZER POPS #50-FREEZERPOPS

CASE SPECS
Cases of 150 (30 of each flavor)
48 cases per pallet

| QTY | WEIGHT | CUBE (FT) | DIM. |
|-----|--------|-----------|------------|
| 150 | 30 lbs | 2.36 | 20"x12"x7" |



2.5Gal POWDER POUCH #60-POUCH

CASE SPECS
Cases of 35 (7 of each flavor)
48 cases per pallet

| QTY | WEIGHT | CUBE (FT) | DIM. |
|-----|----------|-----------|------------|
| 35 | 16.5 lbs | 2.36 | 20"x12"x7" |

BETTER INGREDIENTS FOR BETTER BODY PERFORMANCE

OVERTIME™ helps prevent dehydration by replenishing your body's water and electrolyte concentration. Electrolytes are responsible for the body's hydration and blood pH, vital for nerve and muscle function. Overtime uses sucralose for a preferred better taste equaling increased consumption for overall safety.

**FULL OF
TASTE
NOT OF
SUGAR**

| SINGLE SERVE SHOTZ per 2.3g shot in a bottle of water | |
|--|-------------|
| SUGARS | ZERO |
| SODIUM | 100mg |
| POTASSIUM | 340mg |
| CARBS | 1g |
| CALORIES | 0 |

| 3.0oz FREEZER POPS per 3 fl oz pop | |
|---------------------------------------|-------------|
| SUGARS | ZERO |
| SODIUM | 15mg |
| POTASSIUM | 65mg |
| CARBS | 2g |
| CALORIES | 10 |

| 2.5Gal POWDER POUCH per serving in 12 fl oz | |
|--|-------------|
| SUGARS | ZERO |
| SODIUM | 80mg |
| POTASSIUM | 250mg |
| CARBS | 7g |
| CALORIES | 25 |



BETTER SCIENCE

Diabetic friendly, sugar free and low sodium formula for workers with high blood pressure/ hypertension



BETTER PERFORMANCE

Formulated with boosted levels of potassium to prevent and treat muscle cramping on the job



BETTER RECOVERY

Accelerated hydration and improved recovery





12 CAL TCG2P™ ARC FLASH BUCKET KIT

| Part No. | COLOR | SIZE |
|-----------------|-------|------|
| TCG2P-BKT-NB-S | Navy | S |
| TCG2P-BKT-NB-M | Navy | M |
| TCG2P-BKT-NB-L | Navy | L |
| TCG2P-BKT-NB-XL | Navy | XL |
| TCG2P-BKT-NB-2X | Navy | 2X |



- Meets ANSI /ISEA 125 Level 2 Conformity and Arc Flash PPE Category 2 Standards with an arc rating of 12 cal/cm². Please refer to NFPA 70E or CSA Z462 Standards for specific selection requirements.
- Arc flash suit kit comes equipped with an Oberon hard cap and face shield, balaclava, coveralls, and storage bucket.
- The balaclava and coveralls are made from a flame resistant treated cotton.
- Waterproof bucket comes equipped with a locking top to keep your arc flash kit dry and protected from the harshest of elements.
- Made in the USA



40 CAL LAN™ ARC FLASH BIB SUIT SET

| Part No. | COLOR | SIZE |
|----------------|-------|------|
| LNS4B-S+HVSL | Navy | S |
| LNS4B-M+HVSL | Navy | M |
| LNS4B-L+HVSL | Navy | L |
| LNS4B-XL+HVSL | Navy | XL |
| LNS4B-2XL+HVSL | Navy | 2X |

- Meets ANSI /ISEA 125 Level 2 Conformity and Arc Flash PPE Category 4 standards with an arc rating of 42 cal/cm². Please refer to NFPA 70E or CSA Z462 Standards for specific selection requirements.
- Nearly clear TCG Series hood window provides 100% true color acuity and includes anti-fog and anti-scratch resistant coatings. Hood comes equipped with an optional ventilation system and/or LED light for maximum comfort and vision while working.
- Lightweight suit is made from a blend of arc rated, inherently flame resistant fibers.
- Hood, coat, and bib design utilizes no hook and loop closures making it the perfect solution when frequent laundering is needed.
- Made in the USA

2 PPE
CATEGORY



4 PPE
CATEGORY



TOOLS & ACCESSORIES | Knockouts & Crimpers



Southwire®

**BUILT FOR DURABILITY.
BUILT FOR RELIABILITY.
BUILT FOR WORK.™**

MAX PUNCH® XD KNOCKOUT W/ STAINLESS STEEL RATED DIES - 1/2" - 2" SET

Part No. MPXD-SD

- Advanced knockout tool used with a cordless drill to draw punch dies together for fast accurate knockouts
- Quick, accurate knockouts. No hydraulics, no ratcheting, no mess
- Virtually universal. Thread-in/thread-out removable drawstuds (universal to fit most common KO dies)
- **HEAVY DUTY:** Rated to cut 10 gauge mild and stainless steel up to 4"
- No hydraulics, no ratcheting, no mess
- Rated to cut 10 gauge mild and stainless steel up to 4"



LARGE DIE SET FOR STAINLESS STEEL (2 1/2" - 4") - IN 1 CASE (DRIVE UNIT NOT INCLUDED)

Part No. MP-03PRO

- Unique 3 point cutting surface provides a cleaner, quicker and easier cut for 1" thru 4" dies
- Rated for 10 gauge stainless steel (3.5mm) as well as mild steel, aluminum, fiberglass and plastic
- Works with MaxPunch® Punches, Max Punch 360 and other popular knockout tools
- Cup creates crimping effect on slug for easy removal
- Will not bow panel or leave jagged edges



DEWALT®

GUARANTEED TOUGH.®

20V MAX*

20V MAX
BRUSHLESS

ATOMIC
COMPACT SERIES

60V MAX
BRUSHLESS
POWERED BY
FLEXVOLT



**WE CARRY DEWALT® PRODUCTS.
ASK FOR AVAILABILITY.**

DEWALT®

ANCHORS & FASTENERS



ANCHOR SELECTION GUIDE

SCAN HERE
TO WATCH THE
INSTALLATION GUIDES



| | | | Concrete | Lightweight Concrete | Hollow Core Pre-Cast | Grout-filled Concrete Masonry | Hollow Masonry | Solid Brick | Hollow Brick | Unreinforced Masonry | Drywall | Plywood | Wood (Lumber) | Anchor Diameter | Threaded Rod and Hex Nut | Round / Acorn Nut Head | Hex Head | Flat Head | Under 500 lbs. | Over 500 lbs. | Zinc Plated Carbon Steel | Galvanized Steel | Stainless Steel | Approvals/ Listings 1. ICC-ES 2. FM 3. UL 4. COLA 5. Miami-Dade 6. NSF 7. LEED 8. Cored Holes | Similar Anchoring Products |
|--|--|--|----------|----------------------|----------------------|-------------------------------|----------------|-------------|--------------|----------------------|---------|---------|---------------|---------------------------------|--------------------------|------------------------|----------|-----------|----------------|---------------|--------------------------|------------------|-----------------|--|---|
| Pure110+® High Strength Epoxy Anchoring System | | | | | | | | | | | | | | 3/8" - 1-1/4" #3 - #11 Rebar | | | | | | | | | | 1, 4, 6, 7, 8 | Hilti RE 500 V3 Simpson SET-XP Simpson SET 3G |
| Pure50+™ Epoxy Anchoring System | | | | | | | | | | | | | | 3/8" - 1-1/4" #3 - #10 Rebar | | | | | | | | | | 1, 4, 6, 7 | Hilti RE 500 SD Hilti RE 100 Simpson SET |
| AC200+™ High Strength Acrylic Anchoring System | | | | | | | | | | | | | | 3/8" - 1-1/4" #3 - #10 Rebar | | | | | | | | | | 1, 4, 6, 7 | Hilti HY 200 |
| AC100+ Gold® Vinylester Adhesive Anchoring System | | | | | | | | | | | | | | 3/8" - 1-1/4" #3 - #10 Rebar | | | | | | | | | | 1, 4, 6, 7 | Hilti HY 100 Hilti HY 270 Simpson AT-XP |

EXPANSION ANCHORS

| | | | | | | | | | | | | | | | | | | | | | | | | | |
|--|--|--|--|--|--|--|--|--|--|--|--|--|--|---------------|--|--|--|--|--|--|--|--|--|------------|--|
| Power-Stud®+ SD1 Carbon Steel Wedge-Anchor | | | | | | | | | | | | | | 1/4" - 1-1/4" | | | | | | | | | | 1, 2, 3, 4 | Hilti Kwik Bolt 3 (KB3) Hilti KBV-TZ Simpson Strong Bolt 2 |
| Power-Stud®+ SD2 High Performance Carbon Steel Wedge-Anchor | | | | | | | | | | | | | | 3/8" - 3/4" | | | | | | | | | | 1, 2, 3, 4 | Hilti Kwik Bolt TZ Simpson Strong Bolt 2 |
| Power-Stud®+ SD4 304 Stainless Steel Wedge-Anchor | | | | | | | | | | | | | | 1/4" - 3/4" | | | | | | | | | | 1, 4 | Hilti Kwik Bolt 3 (KB3) / KB TZ SS Simpson Strong Bolt 2 |
| Power-Stud®+ SD6 316 Stainless Steel Wedge-Anchor | | | | | | | | | | | | | | 1/4" - 3/4" | | | | | | | | | | 1, 4 | Hilti Kwik Bolt 3 (KB3) / KB TZ SS Simpson Strong Bolt 2 |
| Power-Stud® HD5 Hot-Dip Galvanized Wedge Expansion Anchor | | | | | | | | | | | | | | 3/8" - 3/4" | | | | | | | | | | | |

SCREW ANCHORS

| | | | | | | | | | | | | | | | | | | | | | | | | | |
|--|--|--|--|--|--|--|--|--|--|--|--|--|--|--|--|--|--|--|--|--|--|--|--|---------|--|
| Screw-Bolt+™ High Performance Screw Anchor | | | | | | | | | | | | | | 1/4" - 3/4" (Zinc Plated & Mech Galv) | | | | | | | | | | 1, 4 | Hilti KH-EZ / KWIK Simpson Titen HD |
| Screw-Bolt+™ Flat Head High Performance Screw Anchor | | | | | | | | | | | | | | 1/4" - 3/4" (Zinc Plated & Mech Galv) | | | | | | | | | | 1, 4 | Hilti KH-EZ / KWIK Simpson Titen HD |
| 316 Stainless Steel Wedge-Bolt™ Screw Anchor | | | | | | | | | | | | | | 1/4" - 1/2" | | | | | | | | | | | Simpson Titen HD |
| UltraCon®+ Concrete Screw Anchor | | | | | | | | | | | | | | 3/16" - 1/4" | | | | | | | | | | 1, 4, 5 | Simpson Titen Turbo ITW Tapcon |

SPECIALTY ANCHORS

| | | | | | | | | | | | | | | | | | | | | | | | | | |
|---|--|--|--|--|--|--|--|--|--|--|--|--|--|--|--|--|--|--|--|--|--|--|--|------|--|
| CCU+™ Heavy Duty Undercut Anchor | | | | | | | | | | | | | | 3/8" - 3/4" anchor rod Carbon Steel & Stainless Steel | | | | | | | | | | 1, 4 | Hilti HDA Undercut Simpson Torq-Cut |
| Power-Bolt®+ Heavy Duty Sleeve Anchor | | | | | | | | | | | | | | 1/4" - 3/4" Carbon Steel | | | | | | | | | | 1, 4 | Hilti HSL-3 |

MEP THREADED ROD HANGING ANCHORS

| | | | | | | | | | | | | | | | | | | | | | | | | | |
|---|--|--|--|--|--|--|--|--|--|--|--|--|--|-------------|--|--|--|--|--|--|--|--|--|------------|---|
| Snake+® Rod Hanger / Screw Anchor | | | | | | | | | | | | | | 1/4" - 1/2" | | | | | | | | | | 1, 2, 4 | No Similar Product |
| Smart DI™ Internally Threaded Expansion Anchor | | | | | | | | | | | | | | 1/4" - 1/2" | | | | | | | | | | 2, 3 | Hilti HDI |
| Hangermate®+ (Concrete) Rod Hanging Anchor | | | | | | | | | | | | | | 1/4" - 1/2" | | | | | | | | | | 1, 2, 4 | ITW Sammys Hilti KH-EZ Simpson Titen Rod Hanger |
| Hangermate® (Steel, Wood) Rod Hanging Anchor | | | | | | | | | | | | | | 1/4" - 3/8" | | | | | | | | | | 2, 3 | ITW Sammys |
| Mini-Undercut+™ Rod Hanger for PT Slabs and Hollow Core Plank | | | | | | | | | | | | | | 3/8" | | | | | | | | | | 1, 4 | Hilti HDI-TZ |
| Bang-It®+ Metal Deck cast in place anchor | | | | | | | | | | | | | | 1/4" - 3/4" | | | | | | | | | | 1, 2, 3, 4 | Hilti HCl-MD KCS-MD |
| Wood-Knocker®II+ Cast-in-Place Anchor for Forms | | | | | | | | | | | | | | 1/4" - 3/4" | | | | | | | | | | 1, 2, 3, 4 | Hilti HCl-WF Hilti KCS-WF |
| DDI+™ (Deck Insert) Metal Deck Cast In Place Anchor | | | | | | | | | | | | | | 3/8" - 7/8" | | | | | | | | | | 1, 2, 3, 4 | No Similar Product |

MEDIUM / LIGHT DUTY ANCHORS

| | | | | | | | | | | | | | | | | | | | | | | | | | |
|---|--|--|--|--|--|--|--|--|--|--|--|--|--|----------------------------------|--|--|--|--|--|--|--|--|--|---|----------------------------------|
| Polly™ Hollow Wall Anchor | | | | | | | | | | | | | | Wall Thickness 1/8" - 1-1/8" | | | | | | | | | | | ITW Red Head Poly-Set® Anchor |
| Toggle Bolt Hollow Wall Anchor | | | | | | | | | | | | | | 1/8" x 2" - 1/2" x 4" | | | | | | | | | | | |
| Sharkie™ Wall Anchor | | | | | | | | | | | | | | #4-#10, #6-#12, #8-#14 Screw | | | | | | | | | | | |
| Strap-Toggle™ Hollow Wall Anchor | | | | | | | | | | | | | | 3/16"-1/2" | | | | | | | | | | | Hilti HTB Toggle Bolt |
| Zip-Toggle® Hollow Wall Anchor | | | | | | | | | | | | | | #6 x 2 | | | | | | | | | | | |
| Wall-Dog™ Universal Light Duty Anchor | | | | | | | | | | | | | | 1/4" Diameter with #8 Head | | | | | | | | | | | Simpson Sure Wall |
| Bantam Plug Plastic Wall Anchor | | | | | | | | | | | | | | #6-8 x 3/4" - #14-16 x 1-1/2" | | | | | | | | | | | Hilti HUD-1 Wall Plug |
| Zip-It® Zinc or Nylon Wallboard Anchor | | | | | | | | | | | | | | #6 to #8 Screws | | | | | | | | | | | ITW Red Head EZ |
| Lok-Bolt AS® Sleeve Anchor | | | | | | | | | | | | | | 1/4" - 3/4" | | | | | | | | | | | Hilti HLC Sleeve |
| Hollow-Set Dropin™ Internally Threaded Expansion Anchor | | | | | | | | | | | | | | 1/4" - 5/8" | | | | | | | | | | 3 | Simpson HDIA |
| Zamac Hammer-Screw® Nail Anchor | | | | | | | | | | | | | | 1/4" x 3/4" - 1/4" x 3" | | | | | | | | | | | Hilti HPS-1 |
| Zamac Nailin® Nail Anchor | | | | | | | | | | | | | | 3/16" x 7/8" - 1/4" x 3" | | | | | | | | | | | Hilti HMH Nail In |
| Spike® Pin Anchor | | | | | | | | | | | | | | 3/16" - 1/2" | | | | | | | | | | | Simpson Crimp Drive® |
| Calk-In™ Mechanical Bolt Anchor | | | | | | | | | | | | | | #8 Screw to 1/2" | | | | | | | | | | | |
| Double™ Shield Expansion Anchor | | | | | | | | | | | | | | 1/4" - 3/4" | | | | | | | | | | | |
| Single™ Shield Expansion Anchor | | | | | | | | | | | | | | 1/4" - 5/8" | | | | | | | | | | | |

*Simpson is registered trademark of Simpson Strong-Tie Company, Inc. *Hilti is registered trademark of Hilti Corporation



12 TON CRIMPER, LI-ION, STANDARD, 120V

Part No. EK1240LX11

- Equipped with Bluetooth™ Communication enabled via the Greenlee Gator Eye app
- Uses Greenlee KC12, KA12 & KD12 crimping dies plus all industry U style crimping dies
- One trigger controls all tool functions



12 TON CRIMPER INDENT, LI-ION, STANDARD, 120V AC

Part No. EK12IDLX120

- Equipped with Bluetooth™ Communication enabled via the Greenlee Gator Eye app
- Crimping head rotates 350°
- Flip open crimping head will allow crimping of 4 AWG-1000 kcmil copper or 6 AWG-1000 kcmil aluminum with no dies to change



DRAW STUDS

| Part No. | Description |
|-----------|--------------------------------|
| DSH-7/16 | 7/16" Hydraulic Draw Stud |
| DSH-S3/4 | 3/4" Short Hydraulic Draw Stud |
| DSH-1-1/8 | 1-1/8" Hydraulic Draw Stud |

- Easy threading - "dog point" tip helps eliminate cross-threading
- Hex key access for easy removal from tool
- Laser markings for quick part identification



PUSH BUTTON KNOCKOUT SETS

| Part No. | Description |
|----------|---|
| KS-PB22 | Pushbutton (Oiltight) Knockout Set - 22.5mm |
| KS-PB30 | Pushbutton (Oiltight) Knockout Set - 30.5mm |

- Punch and notch in one easy operation for fast pushbutton (oiltight) installation
- New die design with optimized depth for widest range of materials and drivers
- Knockout is designed for use with any Greenlee hydraulic driver - no adapters required



WIRE CUTTER 55MM, LI-ION, STANDARD, 120V

Part No. ESG55LX11

- Equipped with Bluetooth™ Communication enabled via the Greenlee Gator Eye app
- Designed specifically to cut ACSR, guy strand and ground rods



DIE KITS

| Part No. | Description |
|----------|--|
| KD12AL | For 6 AWG to 750 kcmil Aluminum Connectors |
| KD12CU | For 6 AWG to 750 kcmil Copper Connectors |

- Aluminum
- U Style



KEYWAY PUNCH ASSEMBLY

Part No. KWSET

- Durable, high-grade tool steel provides maximum life and performance in stainless and mild steel
- Designed for use with any Greenlee hydraulic driver



KEYWAY PUNCH KIT

Part No. KWP

DEBURRING TOOL

Part No. 11170

- Cleans burrs from both sides of the hole in seconds



TOOLS & ACCESSORIES | Knockouts & Crimpers



QUICK DRAW 90® 8-TON HYDRAULIC KNOCKOUT KIT WITH SLUGBUSTER® 1/2" TO 2"

Part No. 7906SB

- Compact design - for portability and fast, easy one-person operation
- Slug-Buster® punch profile splits slugs for easy slug removal
- Knurled edge on punches for better grip



11-TON HYDRAULIC KNOCKOUT KIT WITH HAND PUMP AND SLUG-BUSTER® 1/2" - 4"

Part No. 7310SB

- Compact, Lightweight Design - for portability and fast, easy one-person operation
- Knurled edge on punches for better grip
- Knockout set features new die design optimized for widest range of materials and drivers



CABLE CUTTER 35MM, LI-ION, STANDARD, 120V

Part No. ESC35LX11

- Equipped with Bluetooth™ Communication enabled via the Greenlee Gator Eye app
- Designed specifically for cutting fine stranded copper cable
- Tool automatically retracts when the cutting cycle is complete
- Overmolded tacky grip areas make gripping the tool easier and more comfortable



STUD PUNCHES & BUSHING

| Part No. | Description |
|----------|--|
| 709 | 7/8" (22.2 mm) Diameter Stud Punch |
| 710 | 1-11/32" (34.1 mm) Diameter Stud Punch |
| 711C | 100 Bushings for 7/8" Diameter Hole |

- Knockout punches up through 20 gauge steel studs in one stroke
- Aluminum head provides strength with minimum weight



K-SERIES MECHANICAL CRIMP TOOL 8 - 1/0 AWG

Part No. K05-SYNCRO

- SYNCRO die rotation for one-handed die change
- Laser-cut dies - More dimensionally accurate than stamped dies
- Patented gear - Minimizes potential for tooth breakage, improving tool durability



MECHANICAL CRIMPER (1AWG-250)

Part No. K09-SYNCRO

- SYNCRO die rotation for one-handed die change
- Crimping tools feature color-coded, laser cut dies for easy die identification
- Life tested beyond 10,000 crimp cycles



CRIMPING TOOL 8-1 AWG

Part No. K111

- Small size and light weight make this an ideal tool for crimping small lugs and splices
- Easily fits in tool pouches
- Full-cycle mechanism assures that crimps are complete



TOOLS & ACCESSORIES | Drill Taps



68-PIECE ELECTRICIAN'S DRILL/DRIVER KIT

Part No. DDKIT-1-68

- 1/4" Quick Change technology
- Professional grade driver bits
- Titanium Nitride coated self-centering high speed drill bits
- High quality shock-resistant case stays intact even after accidental drops
- Hammer drill rated carbide grade tips and hardened shank masonry drill bits
- Hardened forged magnetic nut drivers fit most TapCon fasteners
- Quick release chuck with precise fit
- Power tool accessory includes security bits that fit most security fasteners frequently used in public facilities



6-32 TO 1/4-20 6-PIECE DRILL TAP SET

Part No. DTAPKIT

- Complete hole drilling, tapping and deburring/countersinking in one operation using power drill to save time and labor
- Back tapered beyond tap to prevent thread damage from over-drilling
- Power tool accessory made from hardened high-speed steel versus carbon-steel for longer life
- High quality hex shank to ensure strong connection to drill chuck
- Designed to tap up to 10 gauge metal
- Quick change adaptor included



7-PIECE DRILL/TAP BIT KIT FOR STAINLESS STEEL (STANDARD)

Part No. DTAPSSKIT

- Split-point tip resists walking and penetrates material faster
- Power tool accessory made from strong, high-speed steel that provides superior resistance to heat and abrasion
- Titanium Nitride coating ensures that the bits run cooler, drill faster, and last longer
- Optimized core for significantly reduced torque on the user and extended tool life
- Designed to drill in up to 1/4" thick material
- Durable case and quick-change adapter included

DRILL/TAP BITS

| Part No. | Description |
|-------------|-------------|
| DTAP1/4-20 | 1/4-20NC |
| DTAP10-24 | 10-24NC |
| DTAP10-32 | 10-32NF |
| DTAP3/8-16 | 3/8-16NC |
| DTAP5/16-18 | 5/16-18NC |
| DTAP6-32 | 6-32NC |
| DTAP8-32 | 8-32NC |



- Complete hole drilling, tapping and deburring/countersinking in one operation with power drill saves labor and time
- Back tapered beyond tap to prevent thread damage from over-drilling
- Made from hardened high-speed steel vs. carbon steel for longer life
- High quality hex shank to ensure strong connection to drill chuck
- Designed to tap up to 10-gauge metal

TOOLS & ACCESSORIES | Fishing



CONDUIT PISTONS

| Part No. | Size |
|----------|-----------------------|
| 613 | 2" Conduit Piston |
| 614 | 2-1/2" Conduit Piston |
| 615 | 3" Conduit Piston |
| 616 | 3-1/2" Conduit Piston |
| 617 | 4" Conduit Piston |
| 618 | 5" Conduit Piston |
| 619 | 6" Conduit Piston |



- Use with blower or vacuum power fishing system to pioneer the line through the conduit run
- Flexible foam body for an air-tight seal
- Color-coded end disk with embossed size marking for fast easy selection
- Strong steel center rod with loops on both ends

POWER FISHING SYSTEM (690) (15' HOSE) Part No. 690-15

- Rugged self-contained power fishing tool unit includes everything needed to blow or vacuum fish line, poly line or measuring tape
- Curable tank and accessory storage box are corrosion, chemical and impact-resistant polyethylene
- Designed for the job site with 10' hose, large heavy-duty wheels and removable accessory box
- Large 11 gallon tank



TOOLS & ACCESSORIES



POWER RETURN TAPE MEASURE, DOUBLE TANG/SIDED, 25 FT Part No. 0155-25A

- Compact housing fits easily in the hand or pouch
- Easy to use Click Lock holds tape securely
- Tough ABS case with rubber over mold
- Rigid 1" wide nylon coated blade is double-sided



SCREW ANCHOR EXPANDERS

| Part No. | Size |
|----------|-------------------------------|
| 870 | 3/8"-16 Screw Anchor Expander |
| 4457AV | 1/4"-20 Screw Anchor Expander |



CABLE STRIPPING TOOL Part No. 1903

- Cable strippers feature triple action stripping - rotary, linear and spiral
- Window stripping is accomplished by combining 2 rotary cuts with a spiral cut in between them
- Eliminates cable scoring
- Linemen can easily adjust blade height to precisely match insulation thickness
- Interchangeable cable guides for small and large cable diameters



REPLACEMENT BLADES FOR CABLE STRIPPING TOOL 1903 Part No. 13544



TOOLS & ACCESSORIES



Tools that work for you



7 PIECE INSULATED SOFTFINISH SCREWDRIVER SET

Part No. 32097

- Set Includes: Slotted 3.5, 5.5, 6.5mm, Phillips: #1, #2, Square: #1, #2
- Individually tested to 10,000 volts AC and rated to 1,000 volts AC for safety and peace of mind



8 PIECE INSULATED PICOFINISH PRECISION SCREWDRIVER SET

Part No. 32088

- Set Includes: Slotted 1.5, 2.0, 2.5, 3.0, 3.5 Phillips: #00, #0, #1
- Dual durometer construction for long-lasting durability



5 PIECE INSULATED T-HANDLE HEX SCREWDRIVER SET - METRIC

Part No. 33478

- Set Includes: 4.0, 5.0, 6.0, 8.0 10.0mm
- Individually tested to 10,000 volts AC and rated to 1,000 volts AC for safety and peace of mind



6 PIECE INSULATED T-HANDLE HEX SCREWDRIVER SET - INCH

Part No. 33490

- Set Includes: 5/32, 3/16, 7/32, 1/4, 5/16, 3/8"
- Individually tested to 10,000 volts AC and rated to 1,000 volts AC for safety and peace of mind



6 PIECE COLOR CODED MAGNETIC NUT SETTER SAE SET

Part No. 70486

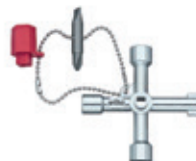
- Set Includes: 1/4, 5/16, 3/8, 7/16, 1/2, 9/16"
- High-visibility color coding for quick and easy size identification



40 PIECE TERMINATORBLUE IMPACT BIT SET

Part No. 70297

- Set Includes: Phillips #1, #2, #3x25mm, #1, #2, #3x50mm, #2x89mm | Square #1, #2, #3x25mm, #1, #2x50mm, #3x89mm | Torx T15, T20, T25, T30x25mm, T20, T25, T30, T40x50mm, T20, T25, T30x89mm | Nut Setter 5/16x76mm, Nut Setter 3/8x76mm | Bit Holder 1/4x60mm



SWITCH CABINET KEY

Part No. 21103

- Set Includes: 5 switch keys and a bit
- For applications with all common switch cabinets and locking systems for gas, water and electricity supplies



CLASSIC AUTO GRIP V-JAW TONGUE AND GROOVE PLIERS 10"

Part No. 32637

- Heavy Duty Steel Riveted Joints
- Automatic one-handed adjustment to work piece
- Classic style soft vinyl grips for comfort and leverage



CLASSIC GRIP V-JAW TONGUE AND GROOVE PLIERS 10"

Part No. 32661

- 10 different opening sizes for optimal adjustments to objects being gripped
- Grips are oil and solvent resistant for long-lasting service life



CLASSIC GRIP BICUT COMPOUND DIAGONAL CUTTERS 8"

Part No. 32636

- Double the power at the press of a button
- Wiha's patented DynamicJoint® requires 40% less cutting effort and provides longer tool life



INSULATED INDUSTRIAL HIGH LEVERAGE DIAGONAL CUTTERS 8.0"

Part No. 32939

- Ergonomic cushion grip handles for comfort and control
- Dual durometer construction for long-lasting durability



CLASSIC GRIP NE STYLE LINEMAN'S PLIERS WITH CRIMPERS 9.5"

Part No. 32624

- Wiha patented DynamicJoint for 40% stronger grip and easier cuts
- Induction hardened cutting edges and jaws for superior sharpness and longevity | Approximately 64HRC



CLASSIC GRIP CABLE CUTTERS 7.9"

Part No. 32602

- Made from High Quality Forged CV Tool Steels
- Induction Hardened Cutting Edges
- Heavy Duty Steel Riveted Joints



SOFTFINISH 11INONE MULTI-DRIVER

Part No. 77891

- Components Included: Nut Driver 1/4", 5/16", 3/8" | Phillips #1, #2 | Slotted 1/4", 3/16" | Square #1, #2 | Torx T20, T25 | SoftFinish® Cushion Grip Handle
- SoftFinish® cushion grip handle for comfort and control



9 PIECE MAGICRING BALL END LONG ARM HEX L-KEY SET - METRIC

Part No. 66990

- Includes: Standard Ball End 1.5, 2.0, 2.5mm and MagicRing® Ball End 3.0, 4.0, 5.0, 6.0, 8.0, 10.0mm
- 20% longer keys for hard to reach fasteners



13 PIECE MAGICRING BALL END HEX L-KEY SET - INCH

Part No. 66991

- Set includes: .050, 1/16, 5/64, 3/32, 7/64" Ball End and 1/8, 9/64, 5/32, 3/16, 7/32, 1/4, 5/16, 3/8"
- 20% longer keys for hard to reach fasteners

TOOLS & ACCESSORIES



Tools that work for you



SOFTFINISH CONDUIT REAMER AND 6INONE MULTI-DRIVER COMBO

Part No. 77892

- Set includes: Doubled-ended Phillips #1, #2, Slotted 3/16", 1/4", Nut Driver 1/4", 5/16" and Conduit Reamer
- Cushion grip handle for comfort and control



14INONE SOFTFINISH STUBBY MULTI-BIT DRIVER

Part No. 38090

- Set Includes: Phillips #0, #1, #2, #3, Square #0, #1, #2, #3, Slotted 3.0, 4.0, 4.5, 5.5, 6.0, 6.5mm
- SoftFinish cushion grip handle for comfort and control



INSULATED INDUSTRIAL NE STYLE LINE-MAN'S PLIERS WITH CRIMPERS 9.5"

Part No. 32948

- Individually tested to 10,000 volts AC and rated to 1,000 volts AC for safety and peace of mind
- Wiha patented DynamicJoint for 40% stronger grip and easier cuts



NON-CONTACT VOLTAGE TESTER CATEGORY IV 12-1000V AC WITH FLASH LIGHT

Part No. 25506

- LED In plastic tip illuminates red and emits audible warning for safe voltage detection
- Detects AC Voltages between 12 and 1000 volts with the precise proximity sensor



5 PIECE PICOFINISH SLOTTED AND PHILLIPS PRECISION SCREWDRIVER SET

Part No. 26195

- Set Includes: Slotted 1.5mm, 2.5mm, 3.5mm and Phillips #0, #1
- Cushion grip handle for comfort and control



2 PIECE INSULATED SOFTFINISH SCREWDRIVER SET

Part No. 32105

- Ergonomic cushion grip handle for comfort and control
- Dual durometer construction for long-lasting durability



SOFTFINISH X HEAVY DUTY SLOTTED SCREWDRIVER 10.0MM X 175MM

Part No. 53006

- Ergonomic cushion grip handle for comfort and control
- Dual durometer construction for long-lasting durability



CORDURA® MULTI-PURPOSE HEAVY-DUTY ZIPPER TOOL POUCH

Part No. 91473

- Constructed with heavy-duty Cordura fabric for long lasting durability
- Double reinforced bottom for abrasion resistance



7 PIECE TERMINATORBLUE IMPACT BIT SET - 2 INCH BITS

Part No. 70298

- Pocket-sized durable bit case for convenient portability
- Industrial-grade engineered polymer for durability
- Flip-top cover for easy bit access



16 PIECE INSULATED APPRENTICE ELECTRICIAN'S TOOL KIT

Part No. 32934

- Set Includes: Belt Pouch, Screwdrivers, Pliers, Cutters, Tape Measure, Claw Hammer, Level, and Measuring Tape
- Tools conveniently packaged inside a Cordura Electricians Belt Pouch



32 PIECE GOBOX TERMINATORBLUE MINI RATCHET AND IMPACT BIT SET

Part No. 76889

- Set Includes: Phillips #1, #2, #3, Square #1, #2, #3, Torx T10, T15, T20, T25, T27, T30, T40, Hex Metric 3.0, 4.0, 5.0, 6.0mm, Hex Inch 1/8, 9/64, 5/32, 3/16, 7/32, 1/4", Pozidriv #1, #2, #3, Mini Ratchet 1/4-inch hex to 1/4-inch square adapter, and 1/4-Inch-Drive Locking Magnetic Bit Holder



80 PIECE MASTER ELECTRICIAN'S INSULATED TOOLS SET IN ROLLING HARD CASE

Part No. 32800

- Insulated 80 Piece Tool set with Screwdrivers, Nut Drivers, Pliers, Cutters, Adjustable Wrench, Wire Strippers, Knife for wire stripping, Folding Ruler, Voltage Detector, T-Handles, and Sockets in 22" L x 13 3/4" W x 9" H Rolling Tool Case



INSULATED INDUSTRIAL LONG NOSE PLIERS W/ CUTTERS 8"

Part No. 32923

- Individually tested to 10,000 volts AC and rated to 1,000 volts AC for safety and peace of mind
- Induction hardened cutting edges and jaws for superior sharpness and longevity | Approximately 64HRC



CLASSIC GRIP LONG NOSE PLIERS 8"

Part No. 32621

- Wiha patented DynamicJoint for 40% stronger grip and easier cuts
- Grips are oil and solvent resistant for long-lasting service life



SLIMLINE INSULATED 6INONE MULTI-DRIVER - SLOTTED, PHILLIPS, SQUARE

Part No. 28394

- Set Includes: Slotted 3.0, 4.0mm, Phillips #1, #2, and Square #1, #2 SlimLine Blades
- Individually tested to 10,000 volts AC and rated to 1,000 volts AC for safety and peace of mind



7 PIECE INSULATED SOFTFINISH SCREWDRIVER SET

Part No. 38050

- Set Includes: Slotted 4.5, 5.5, 6.0mm, Phillips #0, #1, #2, #3, Square #1, #2, #3, Pozidriv #1, #2, #3
- Individually tested to 10,000 volts AC and rated to 1,000 volts AC for safety and peace of mind

TOOLS & ACCESSORIES



KNIPEX Quality – Made in Germany



**5 PC PLIERS/SCREWDRIVER
TOOL SET, 1000V INSULATED**
Part No. 9K 98 98 22 US

**6 PC SCREWDRIVER SET,
1000V INSULATED**
Part No. 9K 98 98 33 US



**DISMANTLING KNIFE-1000V
INSULATED**
Part No. 98 55 SB



COBRA® WATER PUMP PLIERS

| Part No. | Size |
|---------------|--------|
| 87 01 180 SBA | 7-1/4" |
| 87 01 250 SBA | 10" |
| 87 01 300 SBA | 12" |



**1000V COBRA® WATER PUMP
PLIERS 10"**
Part No. 87 28 250 SBA



**ALLIGATOR® WATER PUMP
PLIERS**

| Part No. | Size |
|---------------|------|
| 88 01 250 SBA | 10" |
| 88 01 300 SBA | 12" |



PLIERS WRENCH, CHROME

| Part No. | Size |
|---------------|--------|
| 86 03 180 SBA | 7-1/4" |
| 86 03 250 SBA | 10" |



**3 PC UNIVERSAL PLIERS SET
W/ COBRA® PLIERS**
Part No. 00 20 08 US2



**HIGH LEVERAGE LINEMAN'S,
NEW ENGLAND 9-1/2"**
Part No. 09 01 240 SBA



**HIGH LEVERAGE LINEMAN'S
PLIERS NEW ENGLAND HEAD
9-1/2"**
Part No. 09 02 240 SBA



**LINEMAN'S PLIERS, NEW ENG
PULLER/CRIMPER**
Part No. 09 11 240 SBA



**HIGH LEVERAGE LINEMAN'S
PLIERS NEW ENGLAND
WITH FISH TAPE PULLER &
CRIMPER**
Part No. 09 12 240 SBA



**HIGH LEVERAGE
DIAGONAL CUTTERS**
Part No. 74 01 200 SBA

**HIGH LEVERAGE DIAGONAL
CUTTERS, 12°**
Part No. 74 21 250 SBA

**HIGH LEVERAGE 12° ANGLED
DIAGONAL CUTTERS**
Part No. 74 22 200 SBA



**HIGH LEVERAGE DIAGONAL
CUTTERS - 1000V
INSULATED**
Part No. 74 08 200 SBA



**LONG NOSE PLIERS WITH
CUTTER 8"**
Part No. 26 12 200 SBA



TWINGRIP PLIERS 8"
Part No. 82 01 200 SBA



**FORGED WIRE STRIPPER
10-20 AWG**
Part No. 13 71 8 SBA



**FORGED WIRE STRIPPER
10-20 AWG**
Part No. 71 31 200 SBA

**FORGED WIRE STRIPPER
10-20 AWG, MULTI GRIP**
Part No. 13 72 8 SBA



**CABLE SHEARS-TWIN
CUTTING EDGES**
Part No. 95 11 200 SBA



ELECTRONICS SUPER KNIPS
Part No. 78 61 125 SBA



CUTIX UNIVERSAL SNAP KNIFE
Part No. 90 10 165 BKA



ELECTRICIAN'S FOLDING KNIFE
Part No. 16 20 50 SB



ELECTRICIANS' SHEARS
Part No. 95 05 155 SBA



Current Tools
FOR THE PROFESSIONAL ELECTRICIAN

77SR RIGID ELECTRIC BENDER*

Part No. 77SR

- Rugged and dependable electrical system
- Easy to maintain and service
- Removable handle to allow for dogleg bends
- Two year warranty
- No PC boards
- Simple, reliable electrical components
- All major electrical components are interchangeable with Model #747 Omni™ Bender
- Flat free wheels



700SP SINGLE SHOE GROUP ACCESSORIES

Part No. 700SP

- Bend 1/2" to 2" PVC coated Rigid on one shoe and roller support
- No shoe and roller support changes necessary
- Will fit Greenlee's® 555™ Classic Bender



700SI SINGLE SHOE GROUP ACCESSORIES

Part No. 700SI

- Bend 1/2" to 2" IMC on one shoe and roller support
- No shoe and roller support changes necessary
- Will fit Greenlee's® 555™ Classic Bender



700SE SINGLE SHOE GROUP ACCESSORIES

Part No. 700SE

- Bend 1/2" to 2" EMT on one shoe and roller support
- No shoe and roller support changes necessary
- Will fit Greenlee's® 555™ Classic Bender

ELECTRICAL EQUIPMENT | Cable Pulling & Conduit Bending



Southwire®

**BUILT FOR DURABILITY.
BUILT FOR RELIABILITY.
BUILT FOR WORK.™**

BENDMAX™ POWER BENDER

Part No. PB2000

- Bends in both the vertical and horizontal planes
- Easily adjustable to ergonomic working height
- Programmable spring back
- 2 degree leveling adjustment
- 3/4"-2" EMT, IMC, and rigid conduit bender
- Industrial grade DC drive, and electrical components
- Push cart mounted platform
- Includes free standing conduit roller support
- Total lock casters



1/2" TO 4" PVC BENDER

Part No. PVCB-04

- Durable Black Powder Coating for Increased Corrosion Resistance
- Solid 6" Wheels for Easy Maneuverability
- Chrome Plated Reflectors for Maximum Reflectivity of Infrared Energy for a Faster Bend



1/2" TO 6" MOTORIZED BENDER

Part No. PVCB-06M

- Durable Black Powder Coating for Increased Corrosion Resistance
- Solid 6" Wheels for Easy Maneuverability
- Chrome Plated Reflectors for Maximum Reflectivity of Infrared Energy for a Faster Bend

PRO-JAX™ - 10,000 LBS. CAPACITY PORTABLE 72" REEL STAND (PAIR)

Part No. MPJ-02

- Easily lifts 10,000 lb. reels with an 18V cordless drill
- Maximum reel height: up to a 72 in. reel
- Mobile: easy adjustment for uneven surfaces on jobsite



PRO-JAX™ AXLE 10,000 LBS. CAPACITY 72 IN.

Part No. PJA-01

- Can lift up to a 10,000 lb. reel
- One person can easily transport through most jobsite environments
- Easy adjustment for uneven surfaces on jobsite



ELECTRICAL EQUIPMENT | Cable Pulling & Conduit Bending



Southwire®

**BUILT FOR DURABILITY.
BUILT FOR RELIABILITY.
BUILT FOR WORK.™**

MAXIS® XD10 EXTREME DUTY CABLE PULLER

Part No. XD10

- Mid-Frame extended and retracted positions: easily moves through 90 degree bends.
- High capacity: powerful gear box designed to operate under heavy loads with maximum output.
- 10,000 lbs. peak pulling force with a continuous pulling rating of 7,000 lbs



MAXIS® CABLE FEEDER

Part No. MCF-01

- Heavy duty rubber wheels
- Designed and built specifically to accommodate Southwire® SIMpul® wire
- Forward and reverse, variable speed, feeds up to 30 fpm



MAXIS® 6K CABLE PULLER

Part No. M6K-M

- Fast setup and operation: one person, 2 minute set up and operation. Quickly adapt from underground to overhead pull
- High capacity: 6,000 lb. pulling force
- 2 Pulling speeds: 12 fpm on low (at no load) and 44 fpm on high (at no load)



MAXIS® 3K CABLE PULLER CORDLESS DRILL KIT

Part No. M3K-BAT

- Completely cordless cable puller
- One person, two minute setup to operate
- 12.0 AH capacity for extended run life



MAXIS® XD1 EXTREME DUTY CIRCUIT PULLER

Part No. XD1

- Continuous pulling up to 600 lbs.
- Lightweight and portable
- 600 lbs of constant pulling force with 1000 lbs peak pulling force



XDTM EXTREME DUTY TENSION MONITOR

Part No. XDTM

- 10,000 lbs working load
- USB port for easy data extraction
- Built-in battery for long life



TRIGGERS® WIRELESS SAFETY SWITCH SYSTEM

Part No. TSS-01

- 10,000 lbs. peak pulling force with a continuous pulling rating of 7,000 lbs
- High range: communicates up to 1500' between walls and 3.7 miles line of sight
- Works with all brands of electrically driven equipment





881 CAM-TRACK® BENDER FOR 2-1/2" - 4" WITH HYDRAULIC PUMP AND MOBILE BENDING TABLE*

Part No. 881GXE980MBTS

- Easier & Faster Setup - Extended yoke and spring pins deliver up to 6x faster changeover
- Reduce Strain & Fatigue - Up to 55% lighter follow bars make for easier operation
- Added Security - Locking features secure all shoes and accessories



PROGRAMMABLE ELECTRIC CONDUIT BENDER

Part No. 855GX

- Can bend 3/4" Rigid (in either the 1" Rigid or 1" EMT shoe grooves) and 1" to 2" Rigid, EMT or IMC conduit with just one shoe featuring smart sensors that know exactly what diameter conduit and type you are going to bend and automatically factors spring-back for any angle



CLASSIC ELECTRIC BENDER WITH SINGLE RIGID SHOES

Part No. 555RSC

- 555 Classic Bender 1/2" to 2" Rigid Shoe Group
- Powerful electric benders bend 1/2" - 2" Rigid; IMC; EMT & PVC Coated Rigid shoe groups available for different combinations
- Less lifting reduces operator fatigue



1/2"-2" PVC-COATED RIGID SHOE GROUP

Part No. 12586

- Bend 1/2" - 2" conduit on one shoe
- No loose pieces
- Less lifting reduces operator fatigue Knockout set works with Greenlee 555CX, 555DX and 555C electric conduit benders



1/2" - 2" EMT SHOE GROUP

Part No. 23803

- Bend 1/2" - 2" conduit on one shoe
- No loose pieces
- Less lifting reduces operator fatigue Works with Greenlee 555C electric conduit bender tool



1/2"-2" PVC RIGID SHOE GROUP FOR 855GX

Part No. 12582

- Shoe Group, 1/2" - 2" PVC Coated Rigid (855GX)



SWITCH UNIT - PENDANT

Part No. 39839

- Replacement Pendant for 555 Bender





UT10 PULLER PACKAGE WITH MOBILE VERSI BOOM AND ALL ADAPTERS

Part No. 6906A

- 2 Speed Ultra Tugger (UT10-2S) is a one-stop-shop: The only 2 speed puller on the market that can shift from high speed/low load pulling to low speed/high load pulling with a simple double tap motion on the foot pedal control switch
- The no-load high speed is 16 FT/MINT and is best suited for loads up to 4000 LB where the speed will be 12 FT/MINT. The no-load low speed is 9 FT/MINT and can be used on loads up to 8000 LB where the speed will be 6 FT/MINT, or a momentary peak capacity of 10000LB
- Sets up in less than 2 minutes and can be used in every pulling situation. Use for cable pulls requiring high as well as low pulling loads



SHEAR 30T SHEARING STATION (WITH 980 ELECTRIC HYDRAULIC PUMP)

Part No. GLSS980KIT-B

- Hydraulically Powered - Includes Greenlee 980 Electric Hydraulic Pump
- Powerful 30-Ton Ram - Easily and quickly shears through tough material
- Laser-Marked Measuring System - Accurately shear each piece to precise length with movable arm and measuring stop



ELECTRIC HYDRAULIC PUMP WITH PENDANT*

Part No. 980

- For use with all Greenlee benders
- Usable oil volume: 6 quarts (5)
- Low voltage pendant coupled to solid state motor controls eliminates contact arcing for greater reliability and longer life



12 X 3 RUBBER WHEEL FOR 555SB

Part No. 53390

- Compatible with select Greenlee equipment
- Rubber construction offers durability



PVC CUTTER FOR UP TO 2"

Part No. 865

- High-leverage compound ratchet action and long handles reduce effort
- Heavy-duty metal frame for cutting large diameters
- Replaceable steel blade may be sharpened



CHAIN MOUNT ASSEMBLY

Part No. 2846

- For use with Greenlee 6501 and 6801 Ultra Tuggers 5 and 8



ELECTRICAL EQUIPMENT | Pressure Washers



RESIDENTIAL COLD WATER GAS PRESSURE WASHERS

MEGASHOT® SERIES

The SIMPSON® MegaShot Series is perfect for the "Do-it-Yourself" looking for maximum performance with minimal investment. Simple to use and great for cleaning decks, patios, outdoor furniture, house siding, and prepping home exteriors for painting. Its compact design is lightweight and small enough to be easily transported by one person.

MSH3125-S



MS61224(-S)



MS61220(-S)



COMMERCIAL COLD WATER GAS PRESSURE WASHERS

POWERSHOT® SERIES

The SIMPSON® PowerShot® Series is designed to meet the rigorous demands of the cleaning pro. Heavy-duty pressure washers with flow and reliability. Perfect for contractors who specialize in deck cleaning, wood restoration, paint preparation, graffiti removal, and all other professional cleaning services.



PS60869



COMMERCIAL COLD WATER GAS PRESSURE WASHERS

WATER BLASTER® SERIES

Designed to meet the rigorous demands of the cleaning professional, the SIMPSON® Water Blaster® series is perfect for contractors who specialize in deck cleaning, wood restoration, paint preparation, graffiti removal, and all other professional cleaning services. The SIMPSON Water Blaster series designed for optimum performance in the harshest environments.

WB4200



COMMERCIAL COLD WATER GAS PRESSURE WASHERS

ALUMINUM® SERIES

Designed to meet the rigorous demands of the cleaning professional, the SIMPSON® Aluminum Series frame is crafted of aircraft-grade aluminum, making it lighter in weight than most steel frame pressure washer designs. Perfect for contractors who specialize in deck cleaning, wood restoration, paint preparation, graffiti removal, and all other professional cleaning services



ALH3228-S



Ask for additional skus on all pressure washers.

ELECTRICAL EQUIPMENT | Pressure Washers, Generators, Trash Pumps



Ask for additional skus on all pressure washers.

INDUSTRIAL COLD WATER GAS PRESSURE WASHERS

INDUSTRIAL SERIES

Industrial Series pressure washer is an excellent addition to the portfolio of pressure washer cleaning products of SIMPSON®. Perfect for construction sites, rental yards, oil fields, heavy-duty paint prep, and any other big job.



IS3030212



INDUSTRIAL COLD WATER GAS PRESSURE WASHERS

RENTAL SERIES

Complete with standard features including; an hour meter, heavy-duty water inlet filter, steel braided Monster hose with QC fittings, and specific set-up & use instructions printed on the steel dashboards. Be confident in the added durability of the heavy-duty aluminum frames.



IR2535012B

INDUSTRIAL COLD WATER GAS PRESSURE WASHERS

SUPER PRO ROLL CAGE SERIES

Built to survive the toughest job sites, the SIMPSON® Super Pro Roll Cage line of machines features premium pumps and engines mounted inside protective, four-wheeled roll cages making them stable and easy to transport even on rough terrain.



65208



PREMIUM GENERATORS

INDUSTRIAL SERIES

Larger, tougher, and capable of producing higher power output than inverter generators, SIMPSON® Industrial generators are perfect for powering job sites and providing back-up electricity during power outages.



SCGH5500
5500-WATT GENERATOR
50-STATE

SCGH8500
7000-WATT GENERATOR
50-STATE



PREMIUM PORTABLE TRASH PUMPS

TRASH PUMPS SERIES

Engineered to handle water containing mud, sand, leaves, twigs, and other contaminants, SIMPSON's trash water pumps are perfect for clearing floodwater and wastewater from residential, municipal, and industrial sites. Easy to transport, use, and clean, SIMPSON's trash water pumps will get the job done no matter where you need them.



71007



71009



RIDGID®

MODEL 700 POWER DRIVE

Part No. 45178

- Heavy-duty hand-held Power Drive.
- Designed for RIDGID® Model 12-R die heads. Other RIDGID die heads (00-R, 00-RB, 11-R) can be used using adapters. It can also be used with 258/258XL pipe cutters.



| Part No. | DESCRIPTION |
|----------|----------------------------|
| 64033 | Die Shear - 13/16" |
| 64038 | Die Shear - 15/8" |
| 64048 | Case, Carrying-Strutslayr |
| 64053 | Kit, Head+Case+13/16" Dies |
| 64058 | Kit, Head+Case+15/8" Dies |
| 64118 | Strutslayr Head |



- Fab Shop Quality: Burr-free cuts eliminate the need for extra filing
- Increased Efficiency: Clean, consistent cuts in 5 seconds or less
- Safe Operation: Minimal sparking versus grinders and chop saws
- Portable: Easy to move around the job site and mounts to RIDGID TRISTANDS
- Built-in Measuring Guide: allows accuracy of cut on job site

STRUTSLAYR™

EXPOSED RATCHET THREADER SET

Part No. 36475

- Capacity 1/8" - 1"



MODEL 1224 THREADING MACHINE

Part No. 26092

- An induction motor helps minimize noise.
- A special capacitor-start / capacitor-run motor allows the 1224 to thread a full range of material where voltage drop is experienced.
- 1/4" - 2" Universal Die Head; 2 1/2" - 4" receding die head allows cutting of tapered or straight NPT/ NPSM or BSPT/BSPP threads.



460-6 PORTABLE TRISTAND® VISE

Part No. 36273

- Has an optimized base layout to maximize working area, convenient lug to clamp the weld ground, rugged leg chain for the tough demands and a durable tool tray.



MODEL 418 OILER WITH ONE GALLON PREMIUM THREAD CUTTING OIL

Part No. 10883

- An ergonomic 2-finger trigger design that reduces user fatigue.
- Die cast, heavy-duty body with swivel nozzle with no exposed parts for longer life.



THREAD CUTTING OIL - 1 GALLON

Part No. 70830

- Cools threads and pipe during operation.
- Speeds metal removal.
- Improves thread quality.



TUBING CUTTERS


| Part No. | Description |
|----------|--|
| 32925 | 3/16" - 1 1/8" - #15 Tubing & Conduit Cutter with Heavy-Duty Wheel |
| 32930 | 5/8" - 2 1/8" - #20 Screw Feed Tubing & Conduit Cutter |
| 40617 | 1/4" - 1 1/8" - 101 Close Quarters Tubing Cutter |



SEEKTECH SR-20 LOCATOR

Part No. 21893

- Target line and guidance arrows quickly identify distortion.
- Proximity signal and signal strength help work through difficult locates.
- Trace any frequency from 10 Hz to 35 kHz.



THREADER STANDS

| Part No. | Description |
|----------|--------------------------------------|
| 92467 | 200A Universal Wheel & Cabinet Stand |
| 92457 | 100A Universal Leg & Tray Stand |



WE HAVE STOCK ON DIES FOR INDIVIDUAL THREADERS.

ELECTRICAL EQUIPMENT | Pull Rope & Cable Tray Accessories



Southwire®

QWIKROPE®

| Part No. | Description |
|----------|-----------------|
| SPR-963 | 9/16" X 300 FT |
| SPR-966 | 9/16" X 600 FT |
| SPR-969 | 9/16" X 900 FT |
| SPR-9612 | 9/16" X 1200 FT |

- High performance pulling rope made from ultra high molecular weight polyethylene fibers
- Ultra low stretch, UV resistant, lightweight pulling rope
- 24% reduction in the coefficient of friction, as compared to traditional pulling ropes



QUAD BLOCK, 48" BRX90 STD AL SHVS

Part No. HQB48R-6x5A

- Assist in guiding cable into ducts, conduit, and manholes
- Reduces cable scuffing on the edge of duct, conduit, and manholes
- Sheave rotates which helps reduce pulling tensions



Current Tools
FOR THE PROFESSIONAL ELECTRICIAN

36" RADIUS SHEAVE

Part No. 9236

- Designed for quick unloading of cable by removing one pin per hanger
- 4,000 lb. Capacity

24" RADIUS SHEAVE

Part No. 9224

- Heavy-duty design with steel frame
- Aluminum sheaves 5" wide with self-lubricating bearings
- Sheaves spaced to help prevent cable damage
- Powder coated finish



HOOK TYPE CABLE SHEAVES

| Part No. | Description |
|----------|----------------------------|
| 406 | 6" Hook Type Cable Sheave |
| 412 | 12" Hook Type Cable Sheave |
| 418 | 18" Hook Type Cable Sheave |
| 424 | 24" Hook Type Cable Sheave |

- 6" diameter hook sheave
- 4000 lb. Capacity
- Forged steel hooks with 1" opening
- Welded steel frames
- 5" wide aluminum Sheaves with self-lubricating bearings





BUILT FOR DURABILITY.
BUILT FOR RELIABILITY.
BUILT FOR WORK.™

STRAIGHT-BLADE TEMPORARY
POWER DISTRIBUTION BOX
Part No. 6506UGSX

- 14 Ga. Steel Construction endures for years of use
- Heavy-duty, impact & flame-resistant enclosure
- GFCI Protection includes open neutral, reverse phasing, & 240V shut-off with indicator light
- GFCI meets UL 943 requirements with 4-6 milliamp trip level, <25 milliseconds trip time
- Rating: 50-Amp 125/250V 3 Pole 4 Wire, Power Inlet CS6375, Feed-Thru CS6369
- cULus Listed, Type 3R Outdoor



GENERATOR POWER CORDS

| Part No. | Description |
|----------|---|
| 19180008 | 50ft SEOW or STOW w/California-Style Twist Lock Ends 6/3-8/1 - Black - 50A |
| 19190008 | 100ft SEOW or STOW w/California-Style Twist Lock Ends 6/3-8/1 - Black - 50A |

- Attachable devices provide exceptional connection strength and allow field repairs if cords are damaged
- Generator power extension cord for use in disaster recovery, restoration, renovation or maintenance projects requiring temporary, portable power as well as use with generators, dryers, and range outlets
- Durable 6/3 & 8/1 seow, hard-usage and oil resistant cable jacket withstands harsh environments
- Twist to lock plug keeps cord from becoming accidentally unplugged



EXTENSION CORDS

| Part No. | Description |
|------------|--|
| 2589SW0002 | 100ft SJTW 12/3 Outdoor Extension Cord W/ Lighted End (Yellow) |
| 2588SW0002 | 50ft SJTW 12/3 Outdoor Extension Cord W/ Lighted End (Yellow) |
| 2587SW8802 | 25ft SJTW 12/3 Outdoor Extension Cord W/ Lighted End (Yellow) |

- 15 amps
- 125 volts
- NEMA 5-15 plug/receptacle
- SJTW jacket
- Rated for outdoors
- Lighted receptacle shows power is on
- UL and CUL Listed



TOOL BAGS



VETO PRO PAC
TOOL BAGS THAT WORK

TECH PAC WHEELER

Part No. VPP10221

- OPTIONAL & STOWABLE BACKPACK SHOULDER HARNESS
- WATERPROOF POLYPROPYLENE PLASTIC BASE WITH INTEGRAL WHEELS AND TROLLEY SYSTEM
- V-SWAP™ REMOVABLE TOOL POCKET PANEL SYSTEM WITH ALTERNATE TOOL PANELS AVAILABLE & SOLD SEPARATELY
- QUICK RELEASE METAL HASP SUPPORTS LOAD & ALLOWS EASY ACCESS TO REAR STORAGE BAY
- 48 INTERIOR AND EXTERIOR TOOL POCKETS
- EXTERIOR MANIFOLD GAUGE & HOSE STORAGE POCKET THERMOFORMED CUSHIONED EVA BACK PAD
- METAL YKK® LOCKING ZIPPERS
- 5 YEAR LIMITED WARRANTY



METER POUCHES

| Part No. | Description |
|----------|------------------------|
| VPP10020 | Small Meter Bag |
| VPP10021 | Tall Meter Bag |
| VPP10023 | Large Meter Bag w/Base |



TOOL BACKPACKS

| Part No. | Description |
|----------|---------------------|
| VPP10070 | Large Tool Backpack |
| VPP10066 | Small Tool Backpack |



TECH SERIES TOOL BAGS

| Part No. | Description |
|----------|--------------------------------|
| VPP10061 | Compact Open Top Tech Tool Bag |
| VPP10060 | Tech/Compact Tall Tool Bag |
| VPP10068 | Tech Large Tool Bag |



TOOL POUCHES

| Part No. | Description |
|----------|--------------------------------------|
| VPP10074 | Three Pocket Small Tool Pouch |
| VPP10077 | Four Pocket Small Tool Pouch w/ Base |
| VPP10083 | Extra Large Tool Pouch |
| VPP10088 | XXL Tool Pouch |



MATERIAL HANDLING

MAGNUM

TRANSFORMER CART W/ 8" HEAVY DUTY POLYURETHANE CASTERS (DO-APP, 2 SWIVEL W/ LOCK, 2 SWIVEL W/ LOCK AND BRAKE)

Part No. DOA4X-PP

- Easily transforms this cart into a Dolly, Flat Cart, Drywall Cart & Stake Cart, without the use of tools.
- All handles store into frame to make transport and storage easy.
- High quality steel construction w/ durable powder coated finish
- Ability to connect two carts together end-to-end, or side-by-side.
- 8" Max-Performance Casters for a premium ride and excellent maneuverability, or
- 8" Max-Endurance Hard Polyurethane Caster to handle the heaviest of loads.



1/2 YARD DUMP CART (10" HEAVY DUTY WHEELS AND 4" HEAVY DUTY CASTERS)

Part No. DUC12T

1 CUBIC YARD COVERED CAPACITY DUMP CART (5" HEAVY DUTY WHEELS AND 12" HEAVY DUTY CASTER)

Part No. DUC100-12

- Premium injection molded tubs for added strength in corners
- Smooth surface is easy to clean and resists corrosion
- Fits through standard doorways and elevators
- Handling can be performed by a single user
- Construction grade wheels and casters



MAGNUM PRO SERIES 55 GALLON PLASTIC TRASH CAN (GREY)

Part No. CMTC-C-55G

55 GALLON TRASH CAN LID (GREY)

Part No. CMTC-L-55G



TRASH CAN DOLLY W/ HEAVY DUTY WHEELS FOR 20, 32, 44, 55 GALLON TRASH CANS

Part No. CATC-DG-HD



4426 PRO SERIES CART W/ 5" NON-MARKING CASTERS (2 SWIVEL, 2 FIXED) (500 LB CAPACITY)

Part No. CART4426-PRO-A5S

- Adaptable handle can be positioned flat or ergonomically to suit the user
- Two deep tray shelves to keep things in place
- Tough polypropylene structural foam construction for years of rugged dependability
- V-Cut securely holds material to assist with accurate measuring and cutting
- Mounting points for hooks, poles, tools and other handy accessories
- Easily attach Vault Security Paneling or Vault Tool Box for added safety and security



VAULT SECURITY PANELING FOR 4426 PRO SERIES SERVICE CART

Part No. CART4426-VS

- Keep your assets secure
- Keep certain tools and supplies locked up safely
- Ensure that your tools are where you need them, when you need them
- Assembly required



VAULT



HEAVY-DUTY
16G STEEL WITH
DURABLE POWDER
COATED FINISH



KEEP YOUR TOOLS
LOCKED-UP & STILL
CHARGING WHEN
NOT IN USE



EMERGENCY FIRE EXTINGUISHER SAFETY STATION

Part No. SAFE-ST

- Holds up to 30 LB Extinguisher
- Lightweight, sturdy and durable polypropylene construction for years of reliable use
- Flat-pack design for cost-effective shipping/transport and easy assembly/disassembly and storage
- EZ-Grip hand holds on all sides allows for one person to carry two units

SHOVELS



PEP-16-RBA 16" DRAIN SPADE, D-HANDLE

Part No. 31253

- 32-inch pro grade north american white ash handle with d-grip for balance and control
- White ash handles give optimum ratio of resistance and flexibility
- Heavy duty 14 gauge steel blade for maximum toughness
- Heavy duty riveted extended socket for solid handle connection
- D-grip handle assembled with double riveted braces



| Part No. | Description |
|----------|--|
| 31198 | PRL-F ROUND POINT SHOVEL, FIBERGLASS HANDLE, 10" GRIP |
| 31199 | PCL-F SQUARE POINT SHOVEL, FIBERGLASS HANDLE, 10" GRIP |

- 48-inch pro grade fiberglass handle with soft cushion grip for balance and control
- Heavy duty 14 gauge steel blade for maximum toughness
- Reinforced resin 'insert' in handle provides 400-pound of handle strength
- Rivetless, crimped-steel collar ring, solidly connects neck and handle
- Thick fiberglass handle with protective sleeve prevents splintering



| Part No. | Description |
|----------|---|
| 31285 | PEP-16F 16" DRAIN SPADE, FIBERGLASS D-HANDLE |
| 31286 | PEP-16FL 16" DRAIN SPADE, FIBERGLASS HANDLE, 10" GRIP |

- Pro grade fiberglass handle with d-grip for balance and control
- Heavy duty 14 gauge steel blade for maximum toughness
- Reinforced resin insert in handle provides 400-pound of handle strength
- Rivetless, crimped-steel collar ring, solidly connects neck and handle
- Thick fiberglass handle with protective sleeve prevents splintering





THE WORLD'S MOST DURABLE STRIKING TOOLS

DURABILITY:

- **UNBREAKABLE® HANDLE TECHNOLOGY** - steel core eliminates breaking during overstrikes
- **TRADEMARK GREEN HEAD** - hi-vis, drop forged 46 hrc head endures the most demanding applications and adds instant identification

SAFETY:

- **SAFETY PLATE** - secures head to handle preventing head dislodging
- **ANTI-VIBE NECK** - thick, tapered neck absorbs vibration reducing worker fatigue
- **NO-SLIP GRIP** - vulcanized rubber handle for secure grip while striking

B.A.S.H.® SLEDGE HAMMERS

| Part No. | Head Weight | Handle Length |
|----------|-------------|---------------|
| 20212 | 2-1/2 LB | 12" |
| 20416 | 4 LB | 16" |
| 20616 | 6 LB | 16" |
| 20630 | 6 LB | 30" |
| 20824 | 8 LB | 24" |
| 20836 | 8 LB | 36" |
| 21036 | 10 LB | 36" |

32 OZ HEAD, 14" B.A.S.H.® BALL PEIN

Part No. 33214

3 LB HEAD, 16" B.A.S.H.® CROSS PEIN

Part No. 30316

4 LB, 16" B.A.S.H.® DEAD BLOW HAMMER

Part No. 55416







LONESTAR

EQUIPMENT SOLUTIONS

WE MAKE IT HAPPEN.

AMARILLO

10000 S Georgia
Amarillo, TX 79118
806-877-2820

AUSTIN

1001 W Howard Ln, Suite A
Austin, TX 78753
512-670-7700

DALLAS

1242 Regal Row
Dallas, TX 75247
972-947-9700

FORT WORTH

7340 Hawkins Center Dr
Benbrook, TX 76126
817-984-1519

HOUSTON

10735 W Little York Rd #100
Houston TX 77041
346-207-3673

HOUSTON

6903 W Sam Houston Pkwy N
Houston, TX 77041
832-855-3400

LUBBOCK

2222 Avenue A
Lubbock, TX 79404
806-877-2820

MIDLAND-ODESSA

11700 W Hwy 80 E
Odessa, TX 79765
432-999-6800

SAN ANTONIO

4036 Binz Engleman, Ste. 208
San Antonio, TX 78219
210-761-1500